

TODO-MATIC[®] Couplings

Technical Information



*Better by
Design[™]*



For safe fluid handling

TODO was established as a family company based in Töreboda, central Sweden.

With 40 years of experience TODO are widely recognised as the worlds leading manufacturer of Dry-Break couplings.

Since 2006 Gardner Denver Inc. is the owner of TODO.



Designed for today's expanding global market

Our range of products are supplied into a diverse range of industries including road and railcar loading/unloading, container filling, ship to shore transfer, offshore supply vessels, chemical and pharmaceutical industry, LPG industry, aviation and military refuelling.

Suitable for the most demanding applications

Our TODO-MATIC and TODO-GAS coupling range offers the largest selection of sizes and material available from any manufacturer. Together with supporting products such as TODO SAFETY BREAK-AWAY couplings and swivels TODO offer an unequalled range of fluid and gas transfer solutions to satisfy the most demanding of applications.

Safety and operational benefits

TODO-MATIC DRY-BREAK couplings provide a simple, quick, safe and environmentally friendly method for the handling of liquids and gasses. They minimise risk of operator exposure to emissions, provide better ergonomics, reduce human error and achieve commercial benefits through time saving / clean up costs.

TODO-MATIC are available in aluminium, gunmetal and stainless steel 316L with special materials such as Hastelloy C276 available to order.

Sizes: 1" (DN 25) to 6" (DN 150).

Index

Material	Identification	4
-----------------	----------------------	---

Technical	TODO-MATIC® Tank Unit	5
	TODO-MATIC® Hose Unit	6
	Flange measurement	7-8
	Selectivity 56 mm,70 mm,105 mm,119 mm,164 mm	9-11
	Piston stroke.....	12

How it works	Function	13
	Flow capacity.....	14

TODO-MATIC®	Hose unit	Threaded (SS, Al, Brass)	15-20
		Flanged (SS, Al, Brass).....	21-24
	Tank unit	Threaded (SS, Al, Brass)	25-30
		Flanged (SS, Al, Brass).....	31-36
	Dust plugs	37	
	Dust caps	38	
	Safety pressure tight cap (PTC)	39	
Specials / Accessories	40		

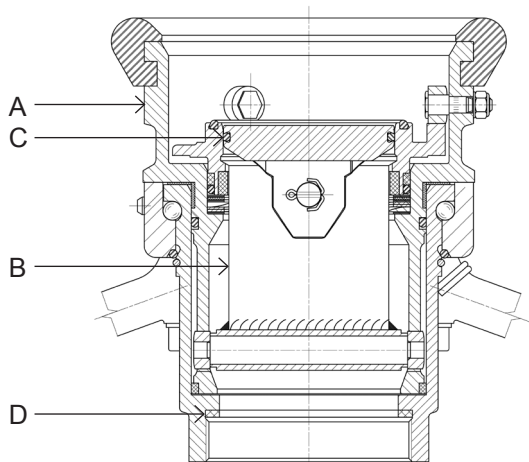
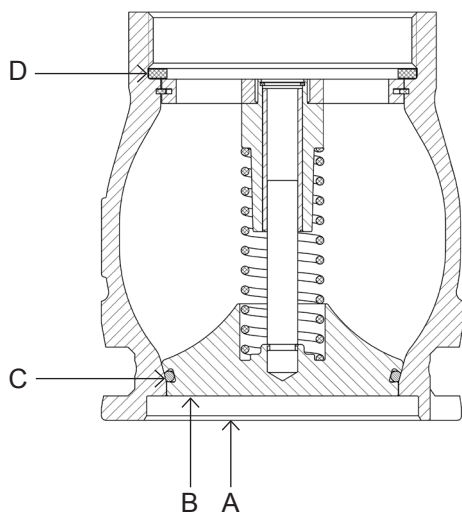
Installation and maintenance	Installation	41
	Maintenance	42

Grease	Lubricating grease	43
---------------	--------------------------	----

Certificate	TÜV	44
	ISO 9001, ISO 14001, OHSAS	45-47
	PED	48

Dimension drawings	TODO-MATIC® Hose Unit and Tank Unit	49-68
---------------------------	---	-------

Material identification



Article No Material identification No
 Artikel Nr Materialkenn Nr
 Artikel Nr Materialidentifikation Nr

				A	B	C	C
--	--	--	--	---	---	---	---

A	Coupling body / Kupplungsgehäuse / Kopplingskropp
B	Inner Part / Innenteile / Innanmäte
C	Seal / Dichtung / Tätning
D	Thread sealing / Gewindedichtung / Gängtätning

Material A + B

1. Aluminium (Al)*
2. Gunmetal/Brass / Rotguss/Messing / Röd gods/Mässing (Rg)*
3. Steel/Stahl/Stål (Carbon)
4. Stainless Steel (SS)*
7. Hastelloy

* Standard material.

Material C

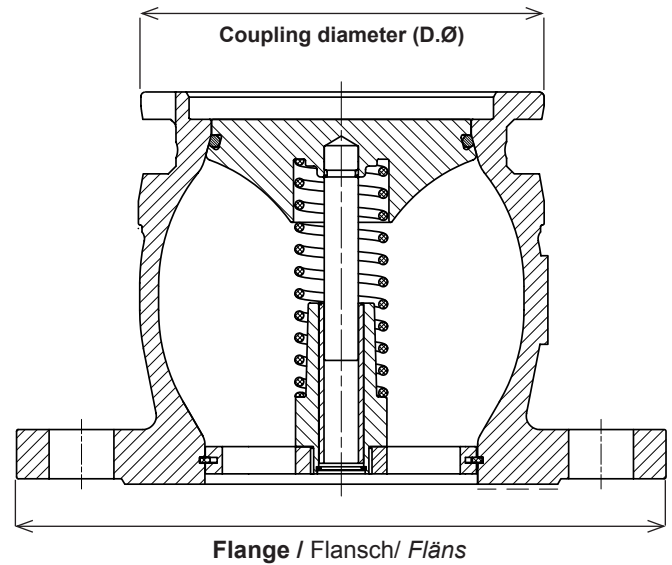
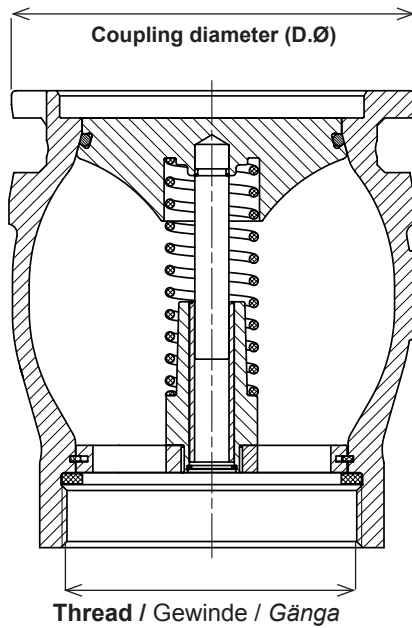
06. Nitrile (NBR)**
07. Viton® (FKM)**
08. EPDM**
14. KALREZ® 6375 (PFPM)**
17. Fluorosilicone rubber (FMVQ)
23. CHEMRAZ® 505**
26. Zetpoil / Therban (HNBR)
28. Peroxide EPDM
29. CHEMRAZ® 585
33. Viton® GF
36. Nitrile (NBR 90) 90 SHORE
37. Viton® (FKM 90)
38. EPDM 90 SHORE
39. Viton® GF-LT
41. CHEMRAZ® 525
47. FDA approved FKM
48. FDA approved EPDM
53. CHEMRAZ® SD 505
57. Viton® B (Fame)
58. CHEMRAZ® 605

Available O-ring materials. Others on request.

** Most common O-ring materials.

All trademarks used are properties of their respective owners.

TODO-MATIC® Tank unit



Tank unit with thread

Vaterteil mit Gewinde / Tankdel med gänga

Thread Gewinde Gänga	According to: Nach Standard: Enligt standard:
BSP	ISO 228-G
NPT	ANSI B.2.1

Tank unit with flange

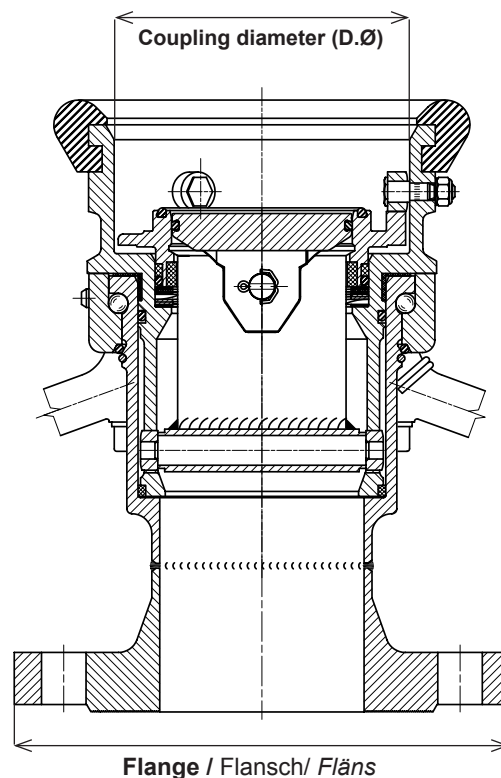
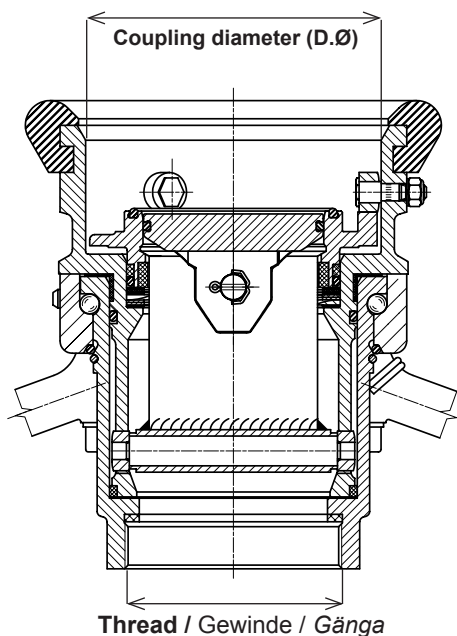
Vaterteil mit Flansch / Tankdel med fläns

Flange Flansche Fläns	Drilled according to: Gebohrt nach Standard: Borrade enligt standard:
EN	EN 1092
DIN	DIN 2631, DIN 2633
ASA	ANSI B16.5
TW	DIN 28459
T.T.M.A.	RP No. 28-04

Dimensions

Dimension Tank unit DN Muttereil Dimension slangdel		Coupling diameter Kupplungsdurchmesser Fattningsdiameter
NPS	DN	D.Ø
¾"	20	56 mm
1"	25	56 mm
1¼"	32	56 mm
1½"	40	70 mm
2"	50	70 mm
2½"	65	105 mm
3"	80	119 mm
4"	100	164 mm
6"	150	238 mm

TODO-MATIC® Hose unit



Hose unit with thread

Mutterteil mit Gewinde / Slangdel med gänga

Thread Gewinde Gänga	According to Nach Standard Enligt standard
BSP	ISO 228-G
NPT	ANSI B.2.1

Hose unit with flange

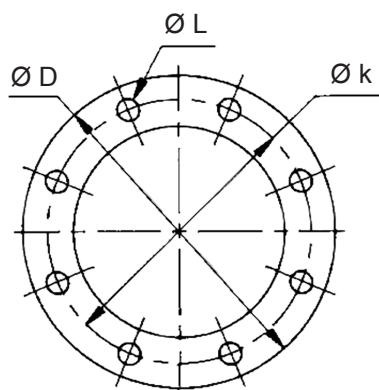
Mutterteil mit Flansch / Slangdel med fläns

Flange Flansche Fläns	Drilled according to Gebohrt nach Standard Borrade enligt standard
EN	EN 1092
DIN	DIN 2631, DIN 2633
ASA	ANSI B16.5
TW	DIN 28459
T.T.M.A.	RP No. 28-04

Dimensions

Dimension Hose unit DN Mutterteil Dimension slangdel		Coupling diameter Kupplungsdurchmesser Fattningsdiameter
NPS	DN	D.Ø
¾"	20	56 mm
1"	25	56 mm
1¼"	32	56 mm
1½"	40	70 mm
2"	50	70 mm
2½"	65	105 mm
3"	80	119 mm
4"	100	164 mm
6"	150	238 mm

Flange measurement



- $\varnothing D$ = **Outside Diameter** / Durchmesser / Diameter
- $\varnothing k$ = **Diameter of bolt circle** / Zentrum Durchmesser / Centrum diameter
- n = **Number of holes** / Lochanzahl / Antal hål
- $\varnothing L$ = **Diameter of bolt hole** / Lochdurchmesser / Hål diameter

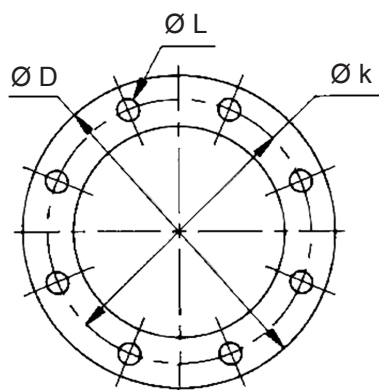
EN 1092 *									
DN	PN 10/16				PN 25/40				INCH
	$\varnothing D$	$\varnothing k$	n	$\varnothing L$	$\varnothing D$	$\varnothing k$	n	$\varnothing L$	
20	-	-	-	-	105	75	4	14	¾
25	-	-	-	-	115	85	4	14	1
32	-	-	-	-	140	100	4	18	1¼
40	-	-	-	-	150	110	4	18	1½
50	165	125	4	18	165	125	4	18	2
65	185	145	4	18	185	145	8	18	2½
80	200	160	8	18	200	160	8	18	3
100	220	180	8	18	235	190	8	22	4
125	250	210	8	18	270	220	8	26	5
150	285	240	8	22	300	250	8	26	6

* EN 1092 replaces DIN standard as from 1st January 2007 / EN 1092 ersetzt DIN-Standard ab 1. Januar 2007 / En 1092 ersätter DIN standarden fr o m 1 januari 2007.

Flange translation EN 1092 ---- DIN

EN 1092	DIN
EN 1092 PN 6 Type 11, 21	DIN 2631
EN 1092 PN 10 Type 11, 21	DIN 2632
EN 1092 PN 16 Type 11, 21	DIN 2633
EN 1092 PN 25 Type 11, 21	DIN 2634
EN 1092 PN 40 Type 11, 21	DIN 2635
EN 1092 Type B Raised Face	DIN 2526 Form C
EN 1092 Type C Tongue	DIN 2512 Feder (Form F)
EN 1092 Type D Groove	DIN 2512 Nut (Form N)
EN 1092 Type E Spigot	DIN 2513 Vorsprung (Form V)
EN 1092 Type F Recess	DIN 2513 Rücksprung (Form R)

Flange measurement



- $\varnothing D$ = **Outside Diameter** / Durchmesser / *Diameter*
- $\varnothing k$ = **Diameter of bolt circle** / Zentrum Durchmesser / *Centrum diameter*
- n = **Number of holes** / Lochanzahl / *Antal hål*
- $\varnothing L$ = **Diameter of bolt hole** / Lochdurchmesser / *Hål diameter*

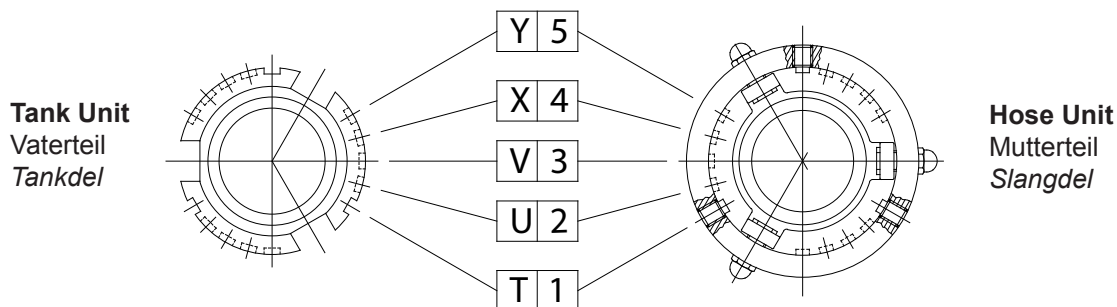
ANSI / ASME B16.5									
	Class 150				Class 300				
DN	$\varnothing D$	$\varnothing k$	n	$\varnothing L$	$\varnothing D$	$\varnothing k$	n	$\varnothing L$	INCH
20	98	70	4	16	117	82	4	19	¾
25	108	79	4	16	124	89	4	19	1
32	117	89	4	16	133	98	4	19	1¼
40	127	98	4	16	156	114	4	22	1½
50	152	121	4	19	165	127	8	19	2
65	178	140	4	19	190	149	8	22	2½
80	190	152	4	19	209	168	8	22	3
100	229	190	8	19	254	200	8	22	4
125	254	216	8	22	279	235	8	22	5
150	279	241	8	22	317	270	12	22	6
200	343	298	8	22	381	330	12	25	8

T.T.M.A.					
DN	$\varnothing D$	$\varnothing k$	n	$\varnothing L$	INCH
50	114,3	95,3	6	11,1	2
80	142,9	123,8	8	11,1	3
100	168,3	149,2	8	11,1	4
125	196,9	177,8	12	11,1	5
150	228,6	206,4	12	11,1	6
200	276,2	257,2	16	11,1	8

TW DIN 28459					
	DN	$\varnothing D$	$\varnothing k$	n	$\varnothing L$
TW1	80	154	130	8	11
TW3	100	174	150	8	14
TW5	125	204	176	8	14
TW7	150	240	210	12	14

Selectivity Ø 56mm - Ø 70mm

Ø 56mm



Each unit can be provided with selectivity according to two systems; from T to Y with 5 alternatives or from 12 to 45 with 10 alternatives (see table). When ordering, please add chosen selectivity to the article number, e.g. 7100-1407/SEL T (7100-1407/SEL 12).

Jede Kupplung kann mit einer Codierung gemäss der 2 folgenden Möglichkeiten ausgewählt werden: von T bis Y mit 5 Alternativen oder von 12 bis 45 mit 10 Alternativen (siehe Tabelle). Bei Bestellung bitte die gewünschte Codierung hinter der Artikelnummer der Kupplung angeben, z.B. 7100-1407/SEL T oder 7100-1407/SEL 12.

Varje koppling kan förses med selektivitet enligt två system; från T till Y med 5 alternativ, eller från 12 till 45 med 10 alternativ (se tabell). Vid beställning anges önskad selektivitet efter kopplingens detaljnummer, t.ex. 7100-1407/SEL T (7100-1407/SEL 12).

Optional selectivity's / Selektivitäten zur Auswahl / Selektivitätsvarianter

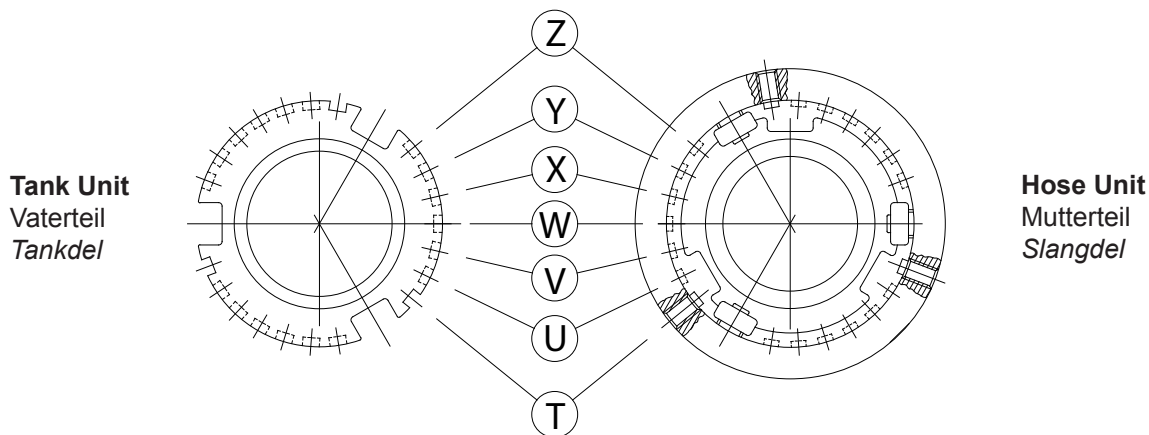
With 5 optional:
Mit 5 Alternativen:
Med 5 alternativ:

T	U	V	X	Y
---	---	---	---	---

With 10 optional:
Mit 10 Alternativen:
Med 10 alternativ:

12	13	14	15	23
24	25	34	35	45

Ø 70mm



Each unit can be provided with selectivity from TU to YZ with 21 alternatives (see table). When ordering, please add chosen selectivity to the article number, e.g. 5006A-1407/SEL TU).

Jede Kupplung kann mit einer Codierung von TU bis YZ mit 21 Alternativen ausgewählt werden (siehe Tabelle). Bei Bestellung bitte die gewünschte Codierung hinter der Artikelnummer der Kupplung angeben, z.B. 5006A-1407/SEL TU.

Varje koppling kan förses med selektivitet från TU till YZ med 21 alternativ (se tabell). Vid beställning anges önskad selektivitet efter kopplingens detaljnummer, t.ex. 5006A-1407/SEL TU).

Optional selectivity's / Selektivitäten zur Auswahl / Selektivitätsvarianter

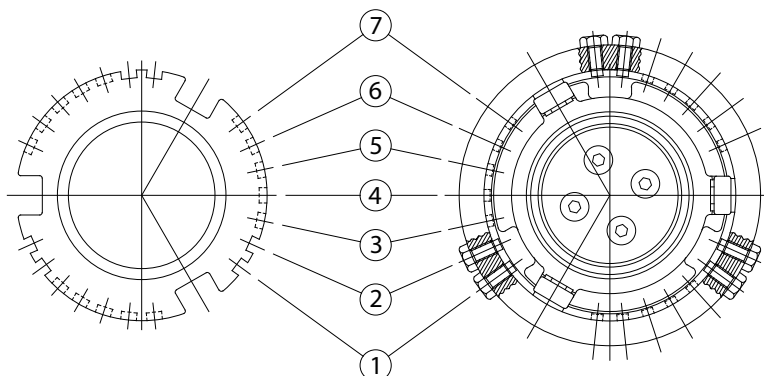
With 21 optional:
Mit 21 Alternativen:
Med 21 alternativ:

TU	TV	TW	TX	TY	TZ	UV
UW	UX	UY	UZ	VW	VX	VY
VZ	WX	WY	WZ	XY	XZ	YZ

Selectivity Ø 105mm - Ø 119mm

Ø 105mm

Tank Unit
Vaterteil
Tankdel



Hose Unit
Mutterteil
Slangdel

Each unit can be provided with selectivity from 12 to 67 with 21 alternatives (see table). When ordering, please add chosen selectivity to the article number, e.g. 5332G-1307/SEL 12.

Jede Kupplung kann mit einer Codierung von 12 bis 67 mit 21 Alternativen ausgewählt werden (siehe Tabelle). Bei Bestellung bitte die gewünschte Codierung hinter der Artikelnummer der Kupplung angeben, z.B. 5332G-1307/SEL 12.

Varje koppling kan förses med selektivitet från 12 till 67 med 21 alternativ (se tabell). Vid beställning anges önskad selektivitet efter kopplingens detaljnummer, t.ex. 5332G-1307/SEL 12.

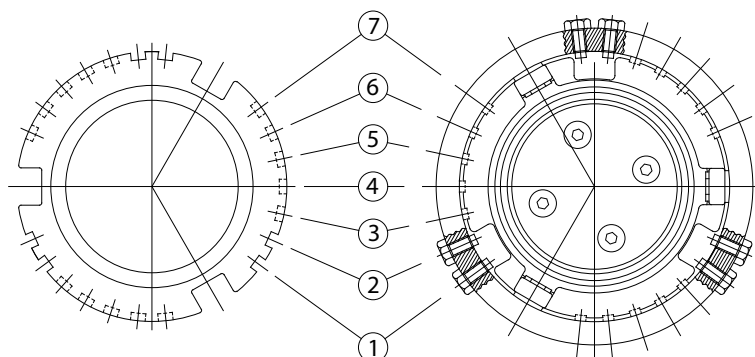
Optional selectivity's / Selektivitäten zur Auswahl / Selektivitätsvarianten

With 21 optional:
Mit 21 Alternativen:
Med 21 alternativ:

12	13	14	15	16	17	23
24	25	26	27	34	35	36
37	45	46	47	56	57	67

Ø 119mm

Tank Unit
Vaterteil
Tankdel



Hose Unit
Mutterteil
Slangdel

Each unit can be provided with selectivity from 12 to 67 with 21 alternatives (see table). When ordering, please add chosen selectivity to the article number, e.g. 5532F-1307/SEL 12.

Jede Kupplung kann mit einer Codierung von 12 bis 67 mit 21 Alternativen ausgewählt werden (siehe Tabelle). Bei Bestellung bitte die gewünschte Codierung hinter der Artikelnummer der Kupplung angeben, z.B. 5532F-1307/SEL 12.

Varje koppling kan förses med selektivitet från 12 till 67 med 21 alternativ (se tabell). Vid beställning anges önskad selektivitet efter kopplingens detaljnummer, t.ex. 5532F-1307/SEL 12.

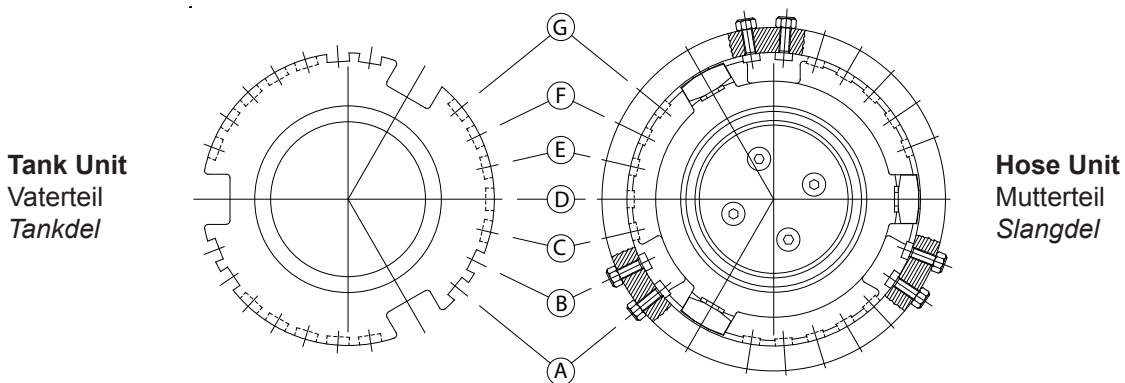
Optional selectivity's / Selektivitäten zur Auswahl / Selektivitätsvarianten

With 21 optional:
Mit 21 Alternativen:
Med 21 alternativ:

12	13	14	15	16	17	23
24	25	26	27	34	35	36
37	45	46	47	56	57	67

Selectivity Ø 164mm

Ø 164mm



Each unit can be provided with selectivity from AB to FG with 21 alternatives (see table). When ordering, please add chosen selectivity to the article number, e.g. 5632G-1307/SEL 12.

Jede Kupplung kann mit einer Codierung von AB bis FG mit 21 Alternativen ausgewählt werden (siehe Tabelle). Bei Bestellung bitte die gewünschte Codierung hinter der Artikelnummer der Kupplung angeben, z.B. 5632G-1307/SEL 12.

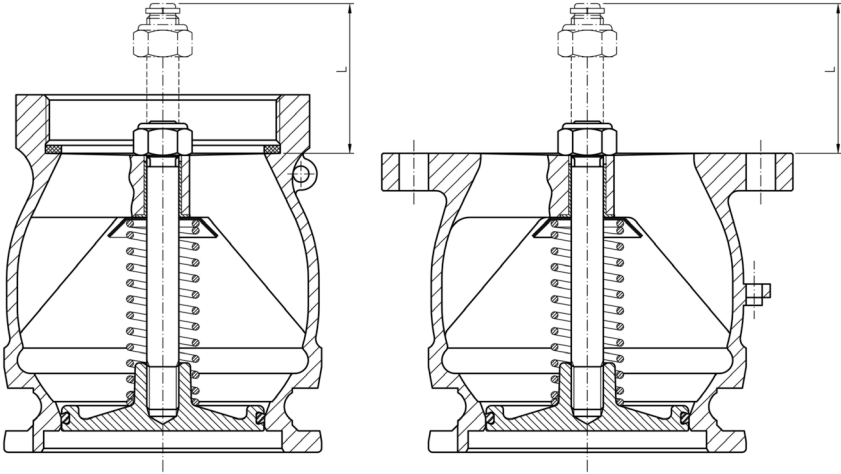
Varje koppling kan förses med selektivitet från AB till FG med 21 alternativ (se tabell). Vid beställning anges önskad selektivitet efter kopplingens detaljnummer, t.ex. 5632G-1307/SEL 12.

Optional selectivity's / Selektivitäten zur Auswahl / Selektivitätsvarianten

With 21 optional:
Mit 21 Alternativen:
Med 21 alternativ:

AB	AC	AD	AE	AF	AG	BC
BD	BE	BF	BG	CD	CE	CF
CG	DE	DF	DG	EF	EG	FG

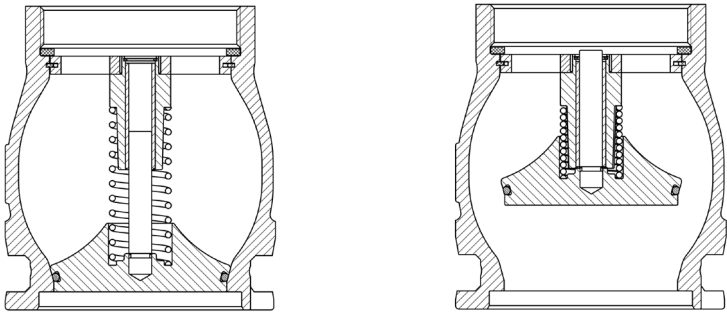
Tank units with protruding piston (in connected position)



NPS	DN	Coupling diameter	Length
3/4"-1 1/4"	20 - 32	Ø 56 mm	25 mm
1 1/2"-2"	40 - 50	Ø 70 mm	34 mm
2 1/2"-3"	65 - 80	Ø 105 mm	54 mm
3"	80	Ø 119 mm	57 mm
4"	100	Ø 164 mm	54 mm
4"	100	Ø 164 mm	66 mm
6"	150	Ø 238 mm	65 mm

Tank units without protruding piston

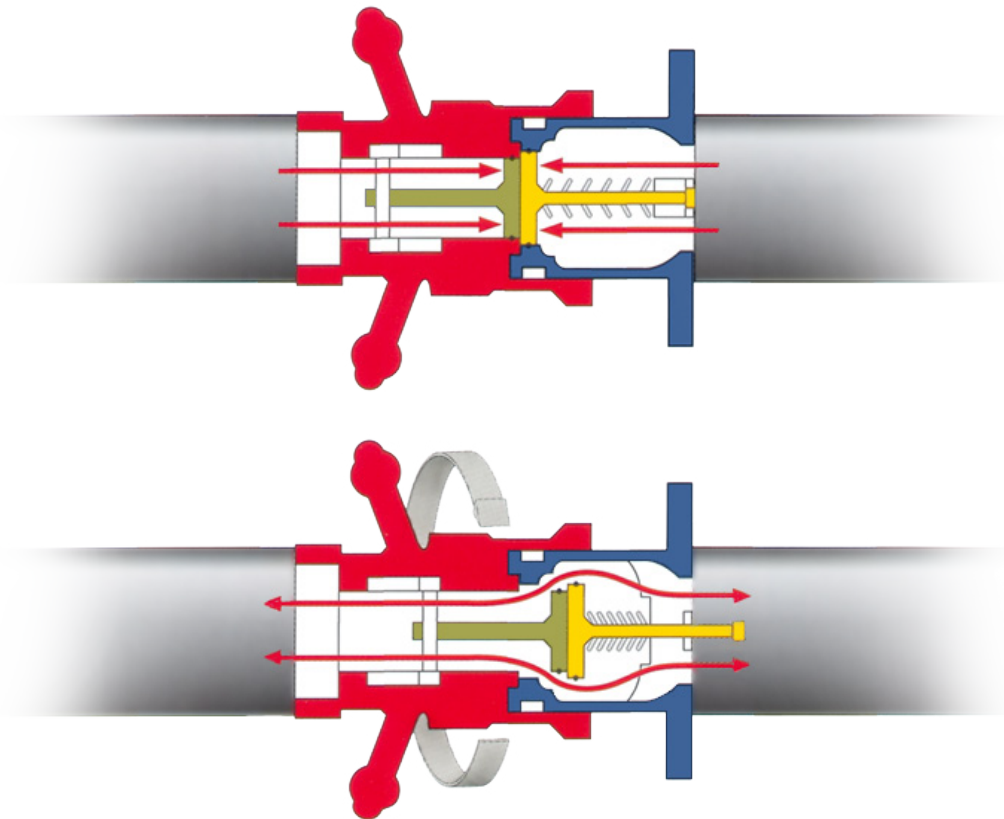
Can be installed in close proximity to isolation valve.



NPS	DN	Material	Connection
2"	50	Stainless Steel	Thread, flange
2 1/2"	65	Stainless Steel	Thread
3"	80	Stainless Steel	Thread, flange
4"	100	Stainless Steel	Flange

Function

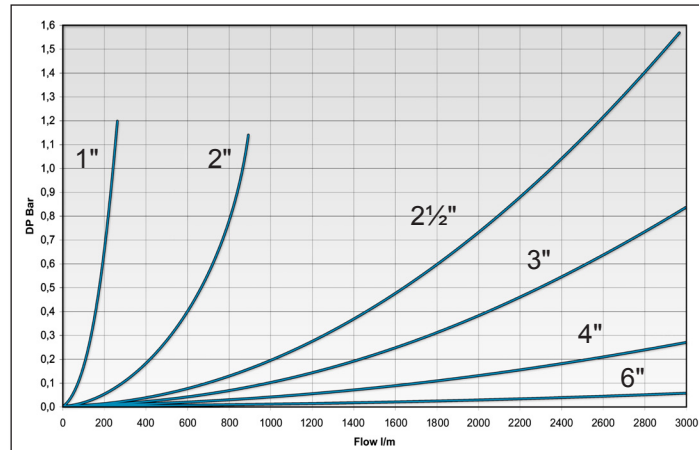
After connecting to the Tank Unit turning the Hose Unit 15 degrees clockwise locks the coupling halves together. At this stage the valves are still closed and will not be opened until a further rotation of 90 degrees has been performed. Product can now flow. To close the valve and to unlock the units, reverse the procedure.



Flow capacity

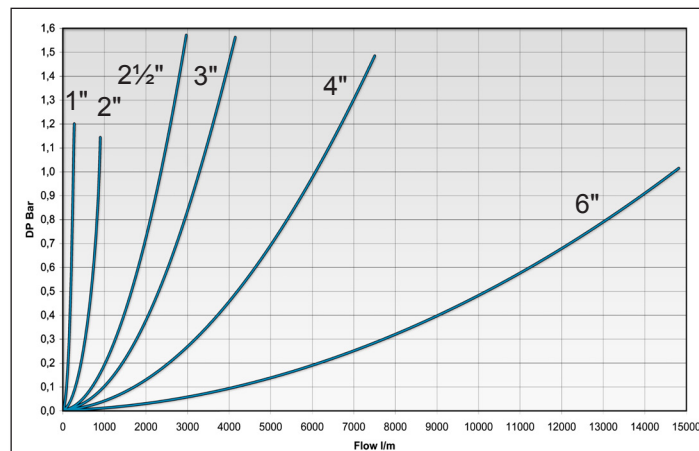
TODO-MATIC® DRY-BREAK® couplings offer high flow capacity.

Media: water. Temperature: 20 C.



Pressure drop for 1" to 6", scale 0-3000 l/min.

Media: water. Temperature: 20 C.





Pressure drop for 1" to 6", scale 0-15000 l/min.

TODO-MATIC® Hose Unit 3/4" - 1 1/4" (DN20 - DN32, Ø 56 mm) threaded

For industrial process plant, Road-and Rail tankers, Pharmaceutical und Petrochemical industries etc. Examples of media: Ethylene oxide, Propylene oxide, Acrylonitrile, Butadiene, Ammonia, Vinyl Chloride, Toluene, Xylene, Sulphuric Acid, Phenol.

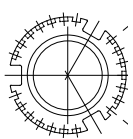
TODO-MATIC® Schlauchkupplung (Mutterteilkupplung) Gewinde. Für Anlagen, Tankwagen und Kesselwagen, pharmazeutische und petrochemische Industrie etc.. Beispiele für Medien: Ethylenoxid, Propylenoxid, Acrylnitril, Butadien, Ammoniak, Vinylchlorid, Toluol, Xylol, Schwefelsäure, Phenol.

TODO-MATIC® slangdel med gänga. För fabriker, tankbilar, tankvagnar (järnväg), farmaceutiskt- & petrokemisk industri etc. Exempel på media: Etylenoxid, propylenoxid, akrylnitril, butadien, ammoniak, vinylklorid, toluol, xylene, svavelsyra, fenol.

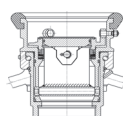
Dimension		D.Ø mm	Connection	Material Werkstoff Material	Seal Dichtung Tätning	Weight Gewicht Vikt	Fig. Abb. Bild	Code no. Bestellnummer Beställningsnr	Figure Abbildung Bild	
DN	NPS									
BSP										
20	3/4	56	female	SS	FKM	1,4 kg	1	7075-4407	1. 	
20	3/4	56	female	Al	FKM	0,6 kg	1	7075-1407		
20	3/4	56	female	Brass	FKM	1,6 kg	1	7075-2407		
25	1	56	female	SS	FKM	1,5 kg	1	7100-4407		
25	1	56	female	Al	FKM	0,6 kg	1	7100-1407		
25	1	56	female	Brass	FKM	1,5 kg	1	7100-2407		
25	1	56	female	SS	FKM	1,5 kg	2	7100H-4407		
32	1 1/4	56	female	SS	FKM	1,5 kg	1	7125-4407		
32	1 1/4	56	female	Al	FKM	0,6 kg	1	7125-1407		
32	1 1/4	56	female	Brass	FKM	1,6 kg	1	7125-2407		
NPT										
20	3/4	56	female	SS	FKM	1,4 kg	1	7454-4407		2. 
20	3/4	56	female	Al	FKM	0,6 kg	1	7454-1407		
20	3/4	56	female	Brass	FKM	1,5 kg	1	7454-2407		
25	1	56	female	SS	FKM	1,4 kg	1	7455-4407		
25	1	56	female	Al	FKM	0,6 kg	1	7455-1407		
25	1	56	female	Brass	FKM	1,5 kg	1	7455-2407		
25	1	56	female	SS	FKM	1,5 kg	2	7455H-4407		
32	1 1/4	56	female	SS	FKM	1,4 kg	1	7456-4407		
32	1 1/4	56	female	Al	FKM	0,6 kg	1	7456-1407		
32	1 1/4	56	female	Brass	FKM	1,5 kg	1	7456-2407		

BSP threads according to ISO 228-G. NPT threads according to ANSI B 2.1. / BSPGewinde gemäß ISO 228-G. NPT Gewinde gemäß ANSI B 2.1. / BSPgängorenligt ISO 228-G. NPTgängorenligt ANSI B 2.1.

© TODO AB. Design may change without notice - Konstruktive ändringar förbehålles. - Konstruktionsändringar förbehålles.



Page 9-11 **Option / Zuwahl / Tillval**
Selectivity to prevent cross contamination of media / Codierung gegen Produktvermischung.
 / Selektivitet för att undvika mediablandning.





Page 4 **Technical information**
Material & sealing. Standard sealing is FKM, others on request. / Werkstoff & dichtung. Standard-Dichtungswerkstoff ist FKM, andere auf Anfrage. / Material & tätning. Standardtätning är FKM andra på förfrågan.
 6 **Dimension, diameter, thread.** / DN, durchmesser, gewinde. / Dimension, diameter, gänga.

TODO-MATIC® Hose Unit 1½"-2" (DN40 - DN50, Ø 70 mm) threaded

For industrial process plant, Road and rail tankers, ISO containers, Aviation fuel bunkering, Offshore, Pharmaceutical and Petrochemical industries etc. Examples of Media: Ethylene Oxide, Propylene Oxide, Acrylonitrile, Butadiene, Ammonia, Vinyl Chloride, Toluene, Xylene, Sulphuric Acid

TODO-MATIC® Schlauchkupplung (Mutterteilkupplung) Gewinde. Für Anlagen, Tankwagen und Kesselwagen, Container, Flugzeugtreibstoff-Tanklager, Offshore, pharmazeutische und petrochemische Industrie etc. Beispiele für Medien: Ethenoxid, Propylenoxid, Acrylnitril, Butadien, Ammoniak, Vinylchlorid, Toluol, Xylol, Schwefelsäure, Phenol.

TODO-MATIC® slangdel med gänga. För fabriker, tankbilar, tankvagnar (jämväg), container, bunkring av flygbränsle, plattformar, farmaceutiskt- & petrokemisk industri etc. Exempel på media: Etylenoxid, propylenoxid, akrylnitril, butadien, ammoniak, vinylklorid, toluol, xylene, svavelsyra, fenol.

Dimension		D.Ø mm	Connection	Material Werkstoff Material	Seal Dichtung Tätning	Weight Gewicht Vikt	Fig. Abb. Bild	Code no. Bestellnummer Beställningsnr	Figure Abbildung Bild
DN	NPS								
BSP									
40	1½	70	female	SS	FKM	2,9 kg	1	9150G-4407	1. 
40	1½	70	female	Al	FKM	1,2 kg	1	5005A-1407	
40	1½	70	female	Brass	FKM	2,8 kg	1	5005A-2407	
40	1½	70	female	SS	FKM	4,8 kg	-	9259G-4407*	
50	2	70	female	SS	FKM	3,0 kg	1	9200G-4407	
50	2	70	female	SS	FKM	3,4 kg	2	9209-4407	
50	2	70	female	Al	FKM	1,2 kg	1	5006A-1407	
50	2	70	female	Brass	FKM	2,8 kg	1	5006A-2407	
50	2	70	female	SS	FKM	2,9 kg	3	9160G-4407	
50	2	70	female	SS	FKM	2,9 kg	-	9258G-4407*	
50	2	70	female	SS	FKM	3,0 kg	-	9200J-4407**	
NPT									
40	1½	70	female	SS	FKM	2,9 kg	1	9151G-4407	2. 
40	1½	70	female	Al	FKM	1,2 kg	1	7468A-1407	
40	1½	70	female	Brass	FKM	2,8 kg	1	7468A-2407	
50	2	70	female	SS	FKM	2,9 kg	1	9201G-4407	
50	2	70	female	SS	FKM	3,4 kg	2	9205-4407	
50	2	70	female	Al	FKM	1,2 kg	1	7469A-1407	
50	2	70	female	Brass	FKM	2,8 kg	1	7469A-2407	
50	2	70	female	SS	FKM	2,9 kg	-	9218G-4407*	
50	2	70	female	SS	FKM	2,9 kg	-	9201J-4407**	

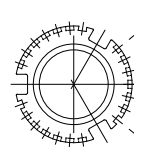
BSP threads according to ISO 228-G. NPT threads according to ANSI B 2.1. / BSPGewinde gemäß ISO 228-G. NPT Gewinde gemäß ANSI B 2.1. / BSPgängorenligt ISO 228-G. NPT gängorenligt ANSI B 2.1.

*Magnetic switch, Magnetschalter, Sensor

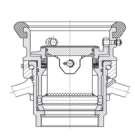
**Locking device, Verriegelungsmechanismus, Låsknapp



© TODO AB. Design may change without notice - Konstruktive Änderungen vorbehalten - Konstruktionsänderungen vorbehalten.



Page 9-11 **Option / Zuwahl / Tillval**
Selectivity to prevent cross contamination of media / Codierung gegen Produktvermischung.
 / Selektivitet för att undvika mediablandning.




Page 4 **Technical information**
Material & sealing. Standard sealing is FKM, others on request. / Werkstoff & dichtung. Standard-Dichtungswerkstoff ist FKM, andere auf Anfrage. / Material & tätning. Standardtätning är FKM andra på förfrågan.
 6 **Dimension, diameter, thread.** / DN, durchmesser, gewinde. / Dimension, diameter, gänga.

TODO-MATIC® Hose Unit 2½" (DN65 - DN80, Ø 105 mm) threaded

For industrial process plant, Road and Rail tankers, ISO containers, Aviation fuel bunkering, Offshore, Pharmaceutical and Petrochemical industries etc. Examples of Media: Ethylene Oxide, Propylene Oxide, Acrylonitrile, Butadiene, Ammonia, Vinyl Chloride, Toluene, Xylene, Sulphuric Acid.

TODO-MATIC® Schlauchkupplung (Mutterteilkupplung) Gewinde. Für Anlagen, Tankwagen und Kesselwagen, Container, Flugzeugtreibstoff-Tankläger, Offshore, pharmazeutische und petrochemische Industrie etc. Beispiele für Medien: Ethenoxid, Propylenoxid, Acrylnitril, Butadien, Ammoniak, Vinylchlorid, Toluol, Xylol, Schwefelsäure, Pheno.

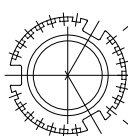
TODO-MATIC® slangdel med gänga. För fabriker, tankbilar, tankvagnar (järnväg), container, bunkring flygbränsle, farmaceutiskt- & petrokemisk industri etc. Exempel på media: Etylenoxid, propylenoxid, akrylnitril, butadien, ammoniak, vinylklorid, toluol, xylene, svavelsyra.

Dimension		D.Ø mm	Connection	Material Werkstoff Material	Seal Dichtung Tätning	Weight Gewicht Vikt	Fig. Abb. Bild	Code no. Bestellnummer Beställningsnr	Figure Abbildung Bild	
DN	NPS									
BSP										
65	2½	105	female	SS	FKM	7,4 kg	1	9250G-4407	1. 	
65	2½	105	female	Al	FKM	4,3 kg	1	5332G-1307		
65	2½	105	female	Brass	FKM	8,8 kg	1	5332G-2407		
65	2½	105	female	SS	FKM	7,4 kg	-	9264G-4407*		
65	2½	105	female	Al	FKM	4,3 kg	-	5383-1307*		
80	3	105	female	SS	FKM	7,4 kg	1	9260G-4407		
80	3	105	female	Al	FKM	4,2 kg	1	5432G-1307		
80	3	105	female	Brass	FKM	8,5 kg	1	5432G-2407		
80	3	105	female	SS	FKM	7,4 kg	-	9265G-4407*		
NPT										
65	2½	105	female	SS	FKM	7,4 kg	1	9251G-4407		
65	2½	105	female	Al	FKM	4,3 kg	1	7472G-1307		
65	2½	105	female	Brass	FKM	8,8 kg	1	7472G-2407		
80	3	105	female	SS	FKM	7,4 kg	1	9261G-4407		
80	3	105	female	Al	FKM	4,2 kg	1	7473G-1307		
80	3	105	female	Brass	FKM	8,5 kg	1	7473G-2407		

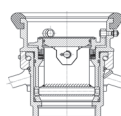
BSP threads according to ISO 228-G. NPT threads according to ANSI B 2.1. / BSP Gewinde gemäß ISO 228-G. NPT Gewinde gemäß ANSI B 2.1. / BSP gängorenligt ISO 228-G. NPT gängorenligt ANSI B 2.1.

*Magnetic switch, Magnetschalter, Sensor

© TODO AB. Design may change without notice - Konstruktive ändringar förbehålles.



Page 9-11 **Option / Zuwahl / Tillval**
Selectivity to prevent cross contamination of media / Codierung gegen Produktvermischung.
 / Selektivitet för att undvika mediablandning.





Page 4 **Technical information**
Material & sealing. Standard sealing is FKM, others on request. / Werkstoff & dichtung. Standard-Dichtungswerkstoff ist FKM, andere auf Anfrage. / Material & tätning. Standardtätning är FKM andra på förfrågan.
 6 **Dimension, diameter, thread.** / DN, durchmesser, gewinde. / Dimension, diameter, gänga.

TODO-MATIC® Hose Unit 3" (DN80, Ø 119 mm) threaded

For industrial process plant, road and rail tankers, ISO containers, Aviation fuel bunkering, Offshore, Pharmaceutical and Petrochemical industries etc. Examples of Media: Ethylene Oxide, Propylene Oxide, Acrylonitrile, Butadiene, Ammonia, Vinyl Chloride, Toluene, Xylene, Sulphuric Acid.

TODO-MATIC® Schlauchkupplung (Mutterteilkupplung) Gewinde. Für Anlagen, Tankwagen und Kesselwagen, Container, Flugzeugtreibstoff-Tankläger, Offshore, pharmazeutische und petrochemische Industrie etc. Beispiele für Medien: Ethenoxid, Propylenoxid, Acrylnitril, Butadien, Ammoniak, Vinylchlorid, Toluol, Xylol, Schwefelsäure, Phenol.

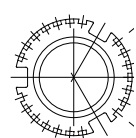
TODO-MATIC® slangdel med gänga för fabriker, tankbilar, tankvagnar (järnväg), container, bunkring flygbränsle, plattformar, farmaceutiskt- & petrokemisk industri etc. Exempel på media: Etylenoxid, propylenoxid, akrylnitril, butadien, ammoniak, vinylklorid, toluol, xylen, svavelsyra, fenol.

Dimension		D.Ø mm	Connection	Material Werkstoff Material	Seal Dichtung Tätning	Weight Gewicht Vikt	Fig. Abb. Bild	Code no. Bestellnummer Beställningsnr	Figure Abbildung Bild	
DN	NPS									
BSP										
80	3	119	female	SS	FKM	8,8 kg	1	9300F-4407	1. 	
80	3	119	female	SS	FKM	9,8 kg	2	4300-4407		
80	3	119	female	Al	FKM	4,9 kg	1	5532F-1307		
80	3	119	female	Brass	FKM	10,2 kg	1	5532F-2407		
80	3	119	female	SS	FKM	10,9 kg	-	9350F-4407*		
80	3	119	female	Al	FKM	4,9 kg	-	9435F-1307*		
80	3	119	female	SS	FKM	9,8 kg	-	4320-4407*		
NPT										
80	3	119	female	SS	FKM	8,8 kg	1	9301F-4407		2. 
80	3	119	female	SS	FKM	9,8 kg	2	4301-4407		
80	3	119	female	Al	FKM	4,9 kg	1	7475F-1307		
80	3	119	female	Brass	FKM	10,2 kg	1	7475F-2407		
80	3	119	female	SS	FKM	8,8 kg	-	9351F-4407*		

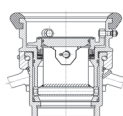
BSP threads according to ISO 228-G. NPT threads according to ANSI B 2.1. / BSP Gewinde gemäß ISO 228-G. NPT Gewinde gemäß ANSI B 2.1. / BSP gängorenligt ISO 228-G. NPT gängorenligt ANSI B 2.1.

*Magnetic switch, Magnetschalter, Sensor

© TODO AB. Design may change without notice - Konstruktive ändringar vorbehalten - Konstruktionsändringar förbehålles.



Page 9-11 **Option / Zuwahl / Tillval**
Selectivity to prevent cross contamination of media / Codierung gegen Produktvermischung.
 / Selektivitet för att undvika mediablandning.




Page 4 **Technical information**
Material & sealing. Standard sealing is FKM, others on request. / Werkstoff & dichtung. Standard-Dichtungswerkstoff ist FKM, andere auf Anfrage. / Material & tätning. Standardtätning är FKM andra på förfrågan.
 6 **Dimension, diameter, thread.** / DN, durchmesser, gewinde. / Dimension, diameter, gänga.

TODO-MATIC® Hose Unit 4" (DN100, Ø 164 mm) threaded

For industrial process plant, Road and rail tankers, ISO containers, Offshore Supply Vessels, Pharmaceutical and Petrochemical industries etc. Examples of Media: Ethylene Oxide, Propylene Oxide, Acrylonitrile, Butadiene, Ammonia, Vinyl Chloride, Toluene, Xylene, Sulphuric Acid.

TODO-MATIC® Schlauchkupplung (Mutterteilkupplung) Gewinde. Für Anlagen, Tankwagen und Kesselwagen, Container, Flugzeugtreibstoff-Tankläger, Offshore, pharmazeutische und petrochemische Industrie etc. Beispiele für Medien: Butadien, Bohrschlamm, Barite, Diesel, Methanol, Schmutzwasser, ölhaltiger Schlamm.

TODO-MATIC® slangdel med gänga. För fabriker, tankbilar, tankvagnar (järnväg), container, bunkring flygbränsle, skepp, plattformar etc. Exempel på media: Butadien, borrsлам, baryt, diesel, metanol, dricksvatten, avfallsvatten, oljebaserat slam.

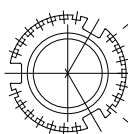
Dimension		D.Ø mm	Connection	Material Werkstoff Material	Seal Dichtung Tätning	Weight Gewicht Vikt	Fig. Abb. Bild	Code no. Bestellnummer Beställningsnr	Figure Abbildung Bild	
DN	NPS									
BSP										
100	4	164	female	SS	FKM	19,4 kg	1	9400-4407	1. 	
100	4	164	female	Al	FKM	9,3 kg	1	5632H-1307		
100	4	164	female	Brass	FKM	20,5 kg	1	5632H-2407		
100	4	164	female	Al	FKM	9,5 kg	-	9403-1407*		
NPT										
100	4	164	female	SS	FKM	19,9 kg	1	9401-4407		
100	4	164	female	Al	FKM	9,5 kg	1	7477H-1307		
100	4	164	female	Brass	FKM	20,7 kg	1	7477H-2407		
100	4	164	female	SS	FKM	17,6 kg	-	9451-4407*		
100	4	164	female	SS	FKM	19,9 kg	-	7625-4407**		
100	4	164	female	Al	FKM	9,5 kg	-	7624-1307**		

BSP threads according to ISO 228-G. NPT threads according to ANSI B 2.1. / BSPGewinde gemäß ISO 228-G. NPT Gewinde gemäß ANSI B 2.1. / BSP gängorenligt ISO 228-G. NPT gängorenligt ANSI B 2.1.

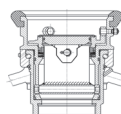
*Magnetic switch, Magnetschalter, Sensor

**Locking device, Verriegelungsmechanismus, Låsknapp

© TODO AB. Design may change without notice - Konstruktive ändringen förbehålles.



Page 9-11 **Option / Zuwahl / Tillval**
Selectivity to prevent cross contamination of media / Codierung gegen Produktvermischung.
 / Selektivitet för att undvika mediablandning.



Page 4 **Technical information**
Material & sealing. Standard sealing is FKM, others on request. /
 Werkstoff & dichtung. Standard-Dichtungswerkstoff ist FKM,
 andere auf Anfrage. / Material & tätning. Standardtätning är FKM
 andra på förfrågan.
 6 **Dimension, diameter, thread.** / DN, durchmesser, gewinde. /
 Dimension, diameter, gänga.

TODO-MATIC® Hose Unit 6" (DN150, Ø 238 mm) threaded

For Offshore platforms, Supply Vessels. Examples of Media: Drilling mud, barite, Diesel, Methanol, Potable Water, Waste water, Base Oil, Oil Based Mud.

TODO-MATIC® Schlauchkupplung (Mutterteilkupplung) Gewinde. Für Offshore. Beispiele für Medien: Bohrschlamm, Barite, Diesel, Methanol, Schmutzwasser, ölhaltiger Schlamm.

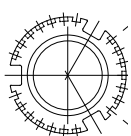
TODO-MATIC® slangdel med gänga. För skepp, plattformar. Exempel på media: Borrslam, baryt, diesel, metanol, dricksvatten, avfallsvatten, oljebaserat slam.

Dimension		D.Ø mm	Connection	Material Werkstoff Material	Seal Dichtung Tätning	Weight Gewicht Vikt	Fig. Abb. Bild	Code no. Bestellnummer Beställningsnr	Figure Abbildung Bild	
DN	NPS									
BSP										
150	6	238	female	SS	FKM	48,2 kg	1	7200E-4407	1. 	
150	6	238	female	Al	FKM	24,6 kg	1	7200-1407		
150	6	238	female	Brass	FKM	52,0 kg	1	7200-2407		
NPT										
150	6	238	female	SS	FKM	48,2 kg	1	7201E-4407		
150	6	238	female	Al	FKM	25,0 kg	1	7201-1407		
150	6	238	female	Brass	FKM	52,0 kg	1	7201-2407		
150	6	238	female	SS	FKM	50,0 kg	-	7250E-4407*		

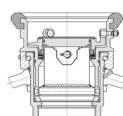
BSP threads according to ISO 228-G. NPT threads according to ANSI B 2.1. / BSPGewinde gemäß ISO 228-G. NPT Gewinde gemäß ANSI B 2.1. / BSPgängorenligt ISO 228-G. NPTgängorenligt ANSI B 2.1.

**Magnetic switch, Magnetschalter, Sensor

© TODO AB. Design may change without notice - Konstruktive ändringar vorbehalten - Konstruktionsändringar förbehålles.



Page 9-11 **Option / Zuwahl / Tillval**
Selectivity to prevent cross contamination of media / Codierung gegen Produktvermischung.
 / Selektivitet för att undvika mediablandning.



Page 4 **Technical information**
Material & sealing. Standard sealing is FKM, others on request. /
 Werkstoff & dichtung. Standard-Dichtungswerkstoff ist FKM,
 andere auf Anfrage. / Material & tätning. Standardtätning är FKM
 andra på förfrågan.
 6 **Dimension, diameter, thread.** / DN, durchmesser, gewinde. /
 Dimension, diameter, gänga.

TODO-MATIC® Hose Unit 2" (DN40 - DN50, Ø 70 mm) flanged

For industrial process plant, Road and rail tankers, ISO containers, Aviation fuel bunkering, Offshore, Pharmaceutical and Petrochemical industries etc. Examples of Media: Ethylene Oxide, Propylene Oxide, Acrylonitrile, Butadiene, Ammonia, Vinyl Chloride, Toluene, Xylene, Sulphuric Acid.

TODO-MATIC® Schlauchkupplung (Mutterteilkupplung) Flansch. Für Anlagen, Tankwagen und Kesselwagen, Container, Flugzeugtreibstoff-Tanklager, Offshore, pharmazeutische und petrochemische Industrie etc. Beispiele für Medien: Ethenoxid, Propylenoxid, Acrylnitril, Butadien, Ammoniak, Vinylchlorid, Toluol, Xylol, Schwefelsäure, Phenol.

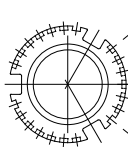
TODO-MATIC® slangdel med fläns. För fabriker, tankbilar, tankvagnar (jämväg), container, bunkring av flygbränsle, plattformar, farmaceutiskt- & petrokemisk industri etc. Exempel på media: Etylenoxid, propylenoxid, akrylnitril, butadien, ammoniak, vinylklorid, toluol, xylen, svavelsyra, fenol.

Dimension		D.Ø mm	Connection	Material Werkstoff Material	Seal Dichtung Tätning	Weight Gewicht Vikt	Fig. Abb. Bild	Code no. Bestellnummer Beställningsnr
DN	NPS							
EN 1092-1								
40	1½	70	PN 25/40 Type B	SS	FKM	7,0 kg	1	9167-4407
50	2	70	PN 10/16 Type B	SS	FKM	7,0 kg	1	9216-4407
50	2	70	PN 25/40 Type B	SS	FKM	7,0 kg	1	9217-4407
50	2	70	PN 25/40 Type C	SS	FKM	7,0 kg	1	9077-4407
50	2	70	PN 10/16 Type D	SS	FKM	7,0 kg	1	9078-4407
50	2	70	PN 25/40 Type F	SS	FKM	7,0 kg	1	9206-4407
ANSI B16.5								
50	2	70	2" ANSI Class 150	SS	FKM	7,0 kg	1	9208-4407
50	2	70	2" ANSI Class 300	SS	FKM	7,0 kg	1	9207-4407

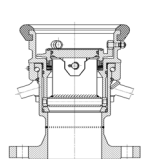


Flanges in Stainless Steel according to EN 1092-1. / Flansche in Edelstahl gemäß EN 1092-1. / Flänsar i rostfritt stål enligt EN 1092-1.

© TODO AB. Design may change without notice - Konstruktive ändringar vorbehalten - Konstruktionsänderungen vorbehalten



Page 9-11 **Option / Zuwahl / Tillval**
Selectivity to prevent cross contamination of media / Codierung gegen Produktvermischung.
 / Selektivitet för att undvika mediablandning.





Page 4 **Technical information**
Material & sealing. Standard sealing is FKM, others on request. / Werkstoff & dichtung. Standard-Dichtungswerkstoff ist FKM, andere auf Anfrage. / Material & tätning. Standardtätning är FKM, andra på förfrågan.
 6 **Dimension, diameter, flange.** / DN, durchmesser, flansch. / Dimension, diameter, fläns.
 7-8 **Flange measurement** / Flanschabmessungen / Flänsmått

TODO-MATIC® Hose Unit 3" (DN80, Ø 119 mm) flanged

For industrial process plant, Road and rail tankers, ISO containers, Aviation fuel bunkering, Offshore, Pharmaceutical and Petrochemical industries etc. Examples of Media: Ethylene Oxide, Propylene Oxide, Acrylonitrile, Butadiene, Ammonia, Vinyl Chloride, Toluene, Xylene, Sulphuric Acid.

TODO-MATIC® Schlauchkupplung (Mutterteilkupplung) Flansch. Für Anlagen, Tankwagen und Kesselwagen, Container, Flugzeugtreibstoff-Tankläger, Offshore, pharmazeutische und petrochemische Industrie etc. Beispiele für Medien: Ethylenoxid, Propylenoxid, Acrylnitril, Butadien, Ammoniak, Vinylchlorid, Toluol, Xylol, Schwefelsäure, Phenol.

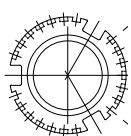
TODO-MATIC® slangdel med fläns. För fabriker, tankbilar, tankvagnar (järnväg), container, bunkring flygbränsle, plattformar, farmaceutiskt- & petrokemisk industri etc. Exempel på media: Etylenoxid, propylenoxid, akrylnitril, butadien, ammoniak, vinylklorid, toluol, xylen, svavelsyra, fenol.

Dimension		D.Ø mm	Connection	Material Werkstoff Material	Seal Dichtung Tätning	Weight Gewicht Vikt	Fig. Abb. Bild	Code no. Bestellnummer Beställningsnr	Figure Abbildung Bild	
DN	NPS									
EN 1092-1										
80	3	119	PN 10/16 Type B	SS	FKM	13,5 kg	1	9316F-4407	 1.	
80	3	119	PN 10/16 Type B	SS	FKM	13,0 kg	2	4302-4407		
80	3	119	PN 10/16 Type B	SS	FKM	8,8 kg	-	9352F-4407**		
80	3	119	PN 25/40 Type B	SS	FKM	13,5 kg	1	9317F-4407		
80	3	119	PN 25/40 Type B	SS	FKM	13,0 kg	2	4303-4407		
80	3	119	PN 10/16 Type C	SS	FKM	13,5 kg	1	9088F-4407		
80	3	119	PN 25/40 Type C	SS	FKM	13,5 kg	1	9090F-4407		
80	3	119	PN 25/40 Type F	SS	FKM	13,6 kg	1	9367F-4407		
80	3	119	PN 25/40 Type F	SS	FKM	13,1 kg	2	4308-4407		
80	3	119	PN 25/40 Type F	SS	FKM	13,5 kg	-	9368F-4407**		
ANSI B16.5										
80	3	119	ANSI Class 150	SS	FKM	14,2 kg	1	9360F-4407		 2.
80	3	119	ANSI Class 150	SS	FKM	13,7 kg	2	4304-4407		
80	3	119	ANSI Class 150	SS	FKM	8,8 kg	-	9365F-4407**		
80	3	119	ANSI Class 300	SS	FKM	14,2 kg	1	9361F-4407		
80	3	119	ANSI Class 300	SS	FKM	13,7 kg	2	4305-4437		

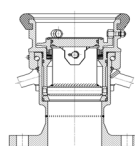
Flanges in Stainless Steel according to EN 1092-1. / Flansche in Edelstahl gemäß EN 1092-1. / Flänsari rostfritt stål enligt EN 1092-1.

**Magnetic switch, Magnetschalter, Sensor

© TODO-AB. Design may change without notice - Konstruktive Änderungen vorbehalten - Konstruktionsänderungar förbehålles.



Page 9-11 **Option / Zuwahl / Tillval**
Selectivity to prevent cross contamination of media / Codierung gegen Produktvermischung.
 / Selektivitet för att undvika mediablandning.




Page 4 **Technical information**
Material & sealing. Standard sealing is FKM, others on request. / Werkstoff & dichtung. Standard-Dichtungswerkstoff ist FKM, andere auf Anfrage. / Material & tätning. Standardtätning är FKM, andra på förfrågan.
 6 **Dimension, diameter, flange.** / DN, durchmesser, flansch. / Dimension, diameter, fläns.
 7-8 **Flange measurement** / Flanschabmessungen / Flänsmått

TODO-MATIC® Hose Unit 4" (DN100, Ø 164 mm) flanged

For industrial process plant, Road and rail tankers, ISO containers, Aviation fuel bunkering, Offshore, Pharmaceutical and Petrochemical industries etc. Example of Media: Butadiene, Drilling Mud, Barite, Methanol, Potable Water, Waste Water, Base Oil, Oil Based Mud.

TODO-MATIC® Schlauchkupplung (Mutterteilkupplung) Flansch. Für Anlagen, Tankwagen und Kesselwagen, Container, Flugzeugtreibstoff-Tanklager, Offshore, pharmazeutische und petrochemische Industrie etc. Beispiele für Medien: Butadien, Bohrschlamm, Barite, Diesel, Methanol, Schmutzwasser, ölhaltiger Schlamm.

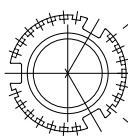
TODO-MATIC® slangdel med fläns. För fabriker, tankbilar, tankvagnar (järnväg), container, bunkring flygbränsle, skepp, plattformar etc. Exempel på media: Butadien, borrslem, baryt, diesel, metanol, dricksvatten, avfallsvatten, oljebaserat slam.

Dimension		D.Ø mm	Connection	Material Werkstoff Material	Seal Dichtung Tätning	Weight Gewicht Vikt	Fig. Abb. Bild	Code no. Bestellnummer Beställningsnr	Figure Abbildung Bild
DN	NPS								
EN 1092-1									
100	4	164	PN 10/16 Type B	SS	FKM	20,0 kg	1	9416-4407	
ANSI B16.5									
100	4	164	4" ANSI Class 150	SS	FKM	20,0 kg	1	9417-4407	
100	4	164	4" ANSI Class 150	SS	FKM	19,9 kg	-	9452-4407*	
100	4	164	4" ANSI Class 300	SS	FKM	24,5 kg	-	9418-4407*	

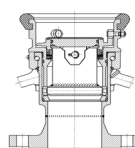
Flanges in Stainless Steel according to EN 1092-1. / Flansche in Edelstahl gemäß EN 1092-1. / Flänsari rostfritt stål enligt EN 1092-1.

**Magnetic switch, Magnetschalter, Sensor

© TODO AB. Design may change without notice - Konstruktive ändringar vorbehalten - Konstruktionsänderungar förbehålles.



Page 9-11 **Option / Zuwahl / Tillval**
Selectivity to prevent cross contamination of media / Codierung gegen Produktvermischung.
 / Selektivitet för att undvika mediablandning.



Page 4 **Technical information**
Material & sealing. Standard sealing is FKM, others on request. /
 Werkstoff & dichtung. Standard-Dichtungswerkstoff ist FKM,
 andere auf Anfrage. / Material & tätning. Standardtätning är FKM,
 andra på förfrågan.
 6 **Dimension, diameter, flange.** / DN, durchmesser, flansch. /
 Dimension, diameter, fläns.
 7-8 **Flange measurement** / Flanschabmessungen / Flänsmått

TODO-MATIC® Hose Unit 6" (DN150, Ø 238 mm) flanged

For Offshore platforms, Supply Vessels. Examples of Media: Drilling mud, barite, Diesel, Methanol, Potable Water, Waste Water, Base Oil, Oil Based Mud.

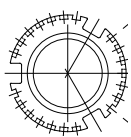
TODO-MATIC® Schlauchkupplung (Mutterteilkupplung) Flansch. Für Offshore. Beispiele für Medien: Bohrschlamm, Barite, Diesel, Methanol, Schmutzwasser, ölhaltiger Schlamm.

TODO-MATIC® slangdel med fläns. För skepp, plattformar. Exempel på media: Borrslam, baryt, diesel, metanol, dricksvatten, avfallsvatten, oljebaserat slam.

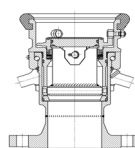
Dimension		D.Ø mm	Connection	Material Werkstoff Material	Seal Dichtung Tätning	Weight Gewicht Vikt	Fig. Abb. Bild	Code no. Bestellnummer Beställningsnr	Figure Abbildung Bild
DN	NPS								
			EN 1092-4						1. 
150	6	238	PN 10/16 Type B	Al	FKM	25,0 kg	1	7202-1407	
			ANSI B16.5						
150	6	238	ANSI Class 150	Al	FKM	25,0 kg	1	7202-1407	

Flanges in aluminium are drilled according to EN 1092-4. / Flansche in Aluminium sind gebohrt gemäß EN 1092-4. / Flänsar i aluminium är borrade enligt EN 1092-4.

© TODO AB. Design may change without notice - Konstruktive ändringar vorbehalten - Konstruktionsändringar förbehålles.



Page 9-11 **Option / Zuwahl / Tillval**
Selectivity to prevent cross contamination of media / Codierung gegen Produktvermischung.
 / Selektivitet för att undvika mediablandning.




Page 4 **Technical information**
Material & sealing. Standard sealing is FKM, others on request. / Werkstoff & dichtung. Standard-Dichtungswerkstoff ist FKM, andere auf Anfrage. / Material & tätning. Standardtätning är FKM, andra på förfrågan.
 6 **Dimension, diameter, flange.** / DN, durchmesser, flansch. / Dimension, diameter, fläns.
 7-8 **Flange measurement** / Flanschabmessungen / Flänsmått

TODO-MATIC® Tank Unit 3/4" - 1 1/4" (DN20 - DN32, Ø 56 mm) threaded

For industrial process plant, Road and rail tankers, ISO containers, Aviation fuel bunkering, Offshore, Pharmaceutical and Petrochemical industries etc. Examples of Media: Ethylene Oxide, Propylene Oxide, Acrylonitrile, Butadiene, Ammonia, Vinyl Chloride, Toluene, Xylene, Sulphuric Acid, Phenol.

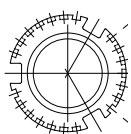
TODO-MATIC® Tankkupplung (Vaterteilkupplung) Gewinde. Für Anlagen, Tankwagen und Kesselwagen, pharmazeutische und petrochemische Industrie etc. Beispiele für Medien: Ethylenoxid, Propylenoxid, Acrylnitril, Butadien, Ammoniak, Vinylchlorid, Toluol, Xylol, Schwefelsäure, Phenol.

TODO-MATIC® tankdel med gänga. För fabriker, tankbilar, tankvagnar (järnväg), farmaceutiskt- & petrokemisk industri etc. Exempel på media: Etylenoxid, propylenoxid, akrylnitril, butadien, ammoniak, vinylklorid, toluol, xylen, svavelsyra, fenol.

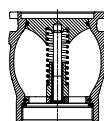
Dimension		D.Ø mm	Connection	Material Werkstoff Material	Seal Dichtung Tätning	Weight Gewicht Vikt	Fig. Abb. Bild	Code no. Bestellnummer Beställningsnr	Figure Abbildung Bild	
DN	NPS									
BSP										
20	3/4	56	female	SS	FKM	0,7 kg	1	5823A-4407	1. 	
20	3/4	56	female	Al	FKM	0,3 kg	1	5823A-1107		
20	3/4	56	female	Brass	FKM	0,8 kg	1	5823A-2207		
25	1	56	female	SS	FKM	0,8 kg	1	4942A-4407		
25	1	56	female	Al	FKM	0,3 kg	1	4942A-1107		
25	1	56	emale	Brass	FKM	0,8 kg	1	4942A-2207		
32	1 1/4	56	female	SS	FKM	0,7 kg	1	4992A-4407		
32	1 1/4	56	female	Al	FKM	0,3 kg	1	4992A-1107		
32	1 1/4	56	female	Brass	FKM	0,9 kg	1	4992A-2207		
NPT										
20	3/4	56	female	SS	FKM	0,7 kg	1	7450A-4407		
20	3/4	56	female	Al	FKM	0,3 kg	1	7450A-1107		
20	3/4	56	female	Brass	FKM	0,8 kg	1	7450A-2207		
25	1	56	female	SS	FKM	0,7 kg	1	7451A-4407		
25	1	56	female	Al	FKM	0,3 kg	1	7451A-1107		
25	1	56	female	Brass	FKM	0,8 kg	1	7451A-2207		
32	1 1/4	56	female	SS	FKM	0,7 kg	1	7452A-4407		
32	1 1/4	56	female	Al	FKM	0,3 kg	1	7452A-1107		
32	1 1/4	56	female	Brass	FKM	0,8 kg	1	7452A-2207		

BSP threads according to ISO 228-G. NPT threads according to ANSIB 2.1. / BSPGewinde gemäß ISO 228-G. NPT Gewinde gemäß ANSIB 2.1. / BSPgängorenligt ISO 228-G. NPTgängorenligt ANSIB 2.1.

© TODO AB. Design may change without notice - Konstruktive ändringar vorbehalten - Konstruktionsänderingar förbehålles.



Page 9-11 **Option / Zuwahl / Tillval**
Selectivity to prevent cross contamination of media / Codierung gegen Produktvermischung.
 / Selektivitet för att undvika mediablandning.



Page 4 **Technical information**
Material & sealing. Standard sealing is FKM, others on request. / Werkstoff & dichtung. Standard-Dichtungswerkstoff ist FKM, andere auf Anfrage. / Material & tätning. Standardtätning är FKM, andra på förfrågan.
 5 **Dimension, diameter, thread.** / DN, durchmesser, gewinde. / Dimension, diameter, gänga.

TODO-MATIC® Tank Unit 2" (DN40 - DN50, Ø 70 mm) threaded

For industrial process plant, Road and rail tankers, ISO containers, Aviation fuel bunkering, Offshore, Pharmaceutical and Petrochemical industries etc. Examples of Media: Ethylene Oxide, Propylene Oxide, Acrylonitrile, Butadiene, Ammonia, Vinyl Chloride, Toluene, Xylene, Sulphuric Acid, Phenol.

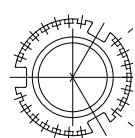
TODO-MATIC® Tankkupplung (Vaterteilkupplung) Gewinde. Für Anlagen, Tankwagen und Kesselwagen, Container, Flugzeugtreibstoff-Tankläger, Offshore, pharmazeutische und petrochemische Industrie etc. Beispiele für Medien: Ethylenoxid, Propylenoxid, Acrylnitril, Butadien, Ammoniak, Vinylchlorid, Toluol, Xylol, Schwefelsäure, Phenol etc.

TODO-MATIC® tankdel med gänga. För fabriker, tankbilar, tankvagnar (järnväg), container, bunkring av flygbränsle, plattformar, farmaceutiskt- & petrokemisk industri etc. Exempel på media: Etylenoxid, propylenoxid, akrylnitril, butadien, ammoniak, vinylklorid, toluol, xylen, svavelsyra, fenol.

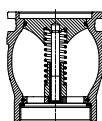
Dimension		D.Ø mm	Connection	Material Werkstoff Material	Seal Dichtung Tätning	Weight Gewicht Vikt	Fig. Abb. Bild	Code no. Bestellnummer Beställningsnr	Figure Abbildung Bild
DN	NPS								
BSP									
40	1½	70	female	SS	FKM	1,8 kg	1	5001A-4407	
40	1½	70	female	Al	FKM	0,5 kg	2	5001-1107	
40	1½	70	female	Brass	FKM	1,3 kg	2	5001-2207	
50	2	70	female	SS	FKM	1,8 kg	1	5002E-4407	
50	2	70	female	Al	FKM	0,5 kg	2	5002-1107	
50	2	70	female	Brass	FKM	1,4 kg	2	5002-2207	
NPT									
40	1½	70	female	SS	FKM	1,8 kg	1	7466A-4407	
40	1½	70	female	Al	FKM	0,4 kg	2	7466-1107	
40	1½	70	female	Brass	FKM	1,2 kg	2	7466-2207	
50	2	70	female	SS	FKM	1,8 kg	1	7467E-4407	
50	2	70	female	Al	FKM	0,5 kg	2	7467-1107	
50	2	70	female	Brass	FKM	1,3 kg	2	7467-2207	
S60 x 6									
50	2	70	female	SS	FKM	3,7 kg	1	7095-4407	
50	2	70	female	Al	FKM	1,7 kg	1	7095-1107	
W2" 7									
50	2	70	female threads	Al	FKM	0,5 kg	2	8298-1107	
50	2	70	female threads	Brass	FKM	1,4 kg	2	8298-2207	

BSP threads according to ISO 228-G. NPT threads according to ANSI B 2.1. / BSP Gewinde gemäß ISO 228-G. NPT Gewinde gemäß ANSI B 2.1. / BSP gängorenligt ISO 228-G. NPT gängorenligt ANSI B 2.1.

© TODO-AB. Design may change without notice - Konstruktive ändringen vorbehalten - Konstruktionsänderung förbehålles.



Page 9-11 **Option / Zuwahl / Tillval**
Selectivity to prevent cross contamination of media / Codierung gegen Produktvermischung.
 / Selektivitet för att undvika mediablandning.



Page 4 **Technical information**
Material & sealing. Standard sealing is FKM, others on request. / Werkstoff & dichtung. Standard-Dichtungswerkstoff ist FKM, andere auf Anfrage. / Material & tätning. Standardtätning är FKM, andra på förfrågan.
 5 **Dimension, diameter, thread.** / DN, durchmesser, gewinde. / Dimension, diameter, gänga.

TODO-MATIC® Tank Unit 2½" (DN65 - DN80, Ø 105 mm) threaded

For industrial process plant, Road and rail tankers, ISO containers, Aviation fuel bunkering, Offshore, Pharmaceutical and Petrochemical industries etc. Examples of Media: Ethylene Oxide, Propylene Oxide, Acrylonitrile, Butadiene, Ammonia, Vinyl Chloride, Toluene, Xylene, Sulphuric Acid, Phenol.

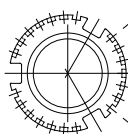
TODO-MATIC® Tankkupplung (Vaterteilkupplung) Gewinde. Für Anlagen, Tankwagen und Kesselwagen, Container, Flugzeugtreibstoff-Tankläger, Offshore, pharmazeutische und petrochemische Industrie etc. Beispiele für Medien: Ethylenoxid, Propylenoxid, Acrylnitril, Butadien, Ammoniak, Vinylchlorid, Toluol, Xylol, Schwefelsäure, Phenol.

TODO-MATIC® tankdel med gänga. För fabriker, tankbilar, tankvagnar (järnväg), container, bunkring flygbränsle, farmaceutiskt- & petrokemisk industri etc. Exempel på media: Etylenoxid, propylenoxid, akrylnitril, butadien, ammoniak, vinylklorid, toluol, xylene, svavelsyra.

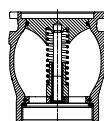
Dimension		D.Ø mm	Connection	Material Werkstoff Material	Seal Dichtung Tätning	Weight Gewicht Vikt	Fig. Abb. Bild	Code no. Bestellnummer Beställningsnr	Figure Abbildung Bild	
DN	NPS									
BSP										
65	2½	105	female	SS	FKM	2,9 kg	2	5331X-4407		
65	2½	105	female	Al	FKM	1,0 kg	1	5331C-1107		
65	2½	105	female	Brass	FKM	3,0 kg	1	5331C-2207		
80	3	105	female	SS	FKM	2,7 kg	2	5431X-4407		
80	3	105	female	Al	FKM	0,9 kg	1	5431C-1107		
80	3	105	female	Brass	FKM	2,9 kg	1	5431C-2207		
NPT										
65	2½	105	female	SS	FKM	3,0 kg	2	7470X-4407		
65	2½	105	female	Al	FKM	1,6 kg	1	7470C-1107		
65	2½	105	female	Brass	FKM	3,4 kg	1	7470C-2207		
80	3	105	female	SS	FKM	2,5 kg	2	7471X-4407		
80	3	105	female	Al	FKM	0,9 kg	1	7471C-1107		
80	3	105	female	Brass	FKM	2,8 kg	1	7471C-2207		

BSP threads according to ISO 228-G. NPT threads according to ANSI B 2.1. / BSPGewinde gemäß ISO 228-G. NPT Gewinde gemäß ANSI B 2.1. / BSPgängorenligt ISO 228-G. NPT gängorenligt ANSI B 2.1.

© TODO AB. Design may change without notice - Konstruktive ändringen förbehålles. - Konstruktionsändringar förbehålles.



Page 9-11 **Option / Zuwahl / Tillval**
Selectivity to prevent cross contamination of media / Codierung gegen Produktvermischung.
 / Selektivitet för att undvika mediablandning.



Page 4 **Technical information**
Material & sealing. Standard sealing is FKM, others on request. /
 Werkstoff & dichtung. Standard-Dichtungswerkstoff ist FKM,
 andere auf Anfrage. / Material & tätning. Standardtätning är FKM,
 andra på förfrågan.
 5 **Dimension, diameter, thread.** / DN, durchmesser, gewinde. /
 Dimension, diameter, gänga.

TODO-MATIC® Tank Unit 3" (DN80, Ø 119 mm) threaded


For industrial process plant, Road and rail tankers, ISO containers, Aviation fuel bunkering, Offshore, Pharmaceutical and Petrochemical industries etc. Examples of Media: Ethylene Oxide, Propylene Oxide, Acrylonitrile, Butadiene, Ammonia, Vinyl Chloride, Toluene, Xylene, Sulphuric Acid, Phenol.

TODO-MATIC® Tankkupplung (Vaterteilkupplung) Gewinde. Für Anlagen, Tankwagen und Kesselwagen, Container, Flugzeugtreibstoff-Tankläger, Offshore, pharmazeutische und petrochemische Industrie etc. Beispiele für Medien: Ethylenoxid, Propylenoxid, Acrylnitril, Butadien, Ammoniak, Vinylchlorid, Toluol, Xylol, Schwefelsäure, Phenol.

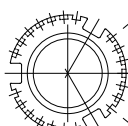
TODO-MATIC® tankdel med gänga För fabriker, tankbilar, tankvagnar (järnväg), container, bunkring flygbränsle, plattformar, farmaceutiskt- & petrokemisk industri etc. Exempel på media: Etylenoxid, propylenoxid, akrylnitril, butadien, ammoniak, vinylklorid, toluol, xylen, svavelsyra, fenol.

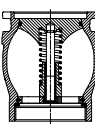
Dimension		D.Ø mm	Connection	Material Werkstoff Material	Seal Dichtung Tätning	Weight Gewicht Vikt	Fig. Abb. Bild	Code no. Bestellnummer Beställningsnr
DN	NPS							
BSP								
80	3	119	female	SS	FKM	3,7 kg	2	5531X-4407
80	3	119	female	Al	FKM	1,2 kg	1	5531C-1107
80	3	119	female	Brass	FKM	3,5 kg	1	5531C-2207
NPT								
80	3	119	female	SS	FKM	4,0 kg	2	7474X-4407
80	3	119	female	Al	FKM	1,2 kg	1	7474C-1107
80	3	119	female	Brass	FKM	3,8 kg	1	7474C-2207

BSP threads according to ISO 228-G. NPT threads according to ANSI B 2.1. / BSPGewinde gemäß ISO 228-G. NPT Gewinde gemäß ANSI B 2.1. / BSP gängorenligt ISO 228-G. NPT gängorenligt ANSI B 2.1.



© TODO AB. Design may change without notice - Konstruktive ändringar vorbehalten - Konstruktionsänderungar förbehålles.


 Page 9-11 **Option / Zuwahl / Tillval**
Selectivity to prevent cross contamination of media / Codierung gegen Produktvermischung.
 / Selektivitet för att undvika mediablandning.


 Page 4 **Technical information**
Material & sealing. Standard sealing is FKM, others on request. /
 Werkstoff & dichtung. Standard-Dichtungswerkstoff ist FKM,
 andere auf Anfrage. / **Material & tätning. Standardtätning är FKM,**
 andra på förfrågan.
 5 **Dimension, diameter, thread.** / DN, durchmesser, gewinde. /
 Dimension, diameter, gänga.

TODO-MATIC® Tank Unit 4" (DN100, Ø 164 mm) threaded

For industrial process plant, Road and rail tankers, ISO containers, Aviation fuel bunkering, Offshore, Pharmaceutical and Petrochemical industries etc. Examples of Media: Butadiene, Drilling Mud, Barite, Methanol, Potable Water, Waste Water, Base Oil, Oil Based Mud.

TODO-MATIC® Tankkupplung (Vaterteilkupplung) Gewinde. Für Anlagen, Tankwagen und Kesselwagen, Container, Flugzeugtreibstoff-Tankläger, Offshore, pharmazeutische und petrochemische Industrie etc. Beispiele für Medien: Butadien, Bohrschlamm, Barite, Diesel, Methanol, Schmutzwasser, ölhaltiger Schlamm.

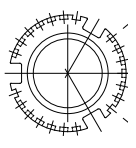
TODO-MATIC® tankdel med gänga. För fabriker, tankbilar, tankvagnar (järnväg), container, bunkring flygbränsle, skepp, plattformar etc. Exempel på media: Butadien, borrhslam, baryt, diesel, metanol, dricksvatten, avfallsvatten, oljebaserat slam.

Dimension		D.Ø mm	Connection	Material Werkstoff Material	Seal Dichtung Tätning	Weight Gewicht Vikt	Fig. Abb. Bild	Code no. Bestellnummer Beställningsnr
DN	NPS							
BSP								
100	4	164	female	SS	FKM	6,9 kg	2	5830A-4407
100	4	164	female	Al	FKM	3,3 kg	1	5631-1107
100	4	164	female	Brass	FKM	7,4 kg	2	5631-2207
NPT								
100	4	164	female	SS	FKM	7,3 kg	2	7480A-4407
100	4	164	female	Al	FKM	3,3 kg	1	7476-1107
100	4	164	female	Brass	FKM	7,4 kg	2	7476-2207

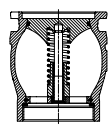
BSP threads according to ISO 228-G. NPT threads according to ANSI B 2.1. / BSPGewinde gemäß ISO 228-G. NPT Gewinde gemäß ANSI B 2.1. / BSP gängorenligt ISO 228-G. NPT gängorenligt ANSI B 2.1.



© TODO AB. Design may change without notice - Konstruktive ändringar vorbehalten - Konstruktionsänderingar förbehålles.



Page 9-11 **Option / Zuwahl / Tillval**
Selectivity to prevent cross contamination of media / Codierung gegen Produktvermischung.
 / Selektivitet för att undvika mediablandning.



Page 4 **Technical information**
Material & sealing. Standard sealing is FKM, others on request. /
 Werkstoff & dichtung. Standard-Dichtungswerkstoff ist FKM,
 andere auf Anfrage. / Material & tätning. Standardtätning är FKM,
 andra på förfrågan.
 5 **Dimension, diameter, thread.** / DN, durchmesser, gewinde. /
 Dimension, diameter, gänga.

TODO-MATIC® Tank Unit 6" (DN150, Ø 238 mm) threaded

For Offshore platforms, Supply Vessels. Examples of Media: Drilling mud, barite, Diesel, Methanol, Potable Water, Waste Water, Base Oil, Oil Based Mud.

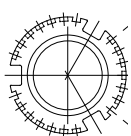
TODO-MATIC® Tankkupplung (Vaterteilkupplung) Gewinde. Für Offshore. Beispiele für Medien: Bohrschlamm, Barite, Diesel, Methanol, Schmutzwasser, ölhaltiger Schlamm.

TODO-MATIC® tankdel med gänga. För skepp, plattformar. Exempel på media: Borrslam, baryt, diesel, metanol, dricksvatten, avfallsvatten, oljebaserat slam.

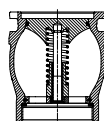
Dimension		D.Ø mm	Connection	Material Werkstoff Material	Seal Dichtung Tätning	Weight Gewicht Vikt	Fig. Abb. Bild	Code no. Bestellnummer Beställningsnr	Figure Abbildung Bild	
DN	NPS									
BSP										
150	6	238	female	Al	FKM	11,5 kg	1	7210-1107	1. 	
150	6	238	female	Brass	FKM	25,0 kg	1	7210-2207		
NPT										
150	6	238	female	Al	FKM	10,7 kg	1	7211-1107		
150	6	238	female	Brass	FKM	25,0 kg	1	7211-2207		

BSP threads according to ISO 228-G. NPT threads according to ANSI B 2.1. / BSPGewinde gemäß ISO 228-G. NPT Gewinde gemäß ANSI B 2.1. / BSP gängorenligt ISO 228-G. NPT gängorenligt ANSI B 2.1.

© TODO AB. Design may change without notice - Konstruktive ändringar vorbehalten - Konstruktionsändringar förbehålles.



Page 9-11 **Option / Zuwahl / Tillval**
Selectivity to prevent cross contamination of media / Codierung gegen Produktvermischung.
 / Selektivitet för att undvika mediablandning.



Page 4 **Technical information**
Material & sealing. Standard sealing is FKM, others on request. /
 Werkstoff & dichtung. Standard-Dichtungswerkstoff ist FKM,
 andere auf Anfrage. / Material & tätning. Standardtätning är FKM,
 andra på förfrågan.
 5 **Dimension, diameter, thread.** / DN, durchmesser, gewinde. /
 Dimension, diameter, gänga.

TODO-MATIC® Tank Unit 1" (DN19 - DN32, Ø 56 mm) flanged


For industrial process plant, Road and rail tankers, ISO containers, Pharmaceutical and Petrochemical industries etc. Examples of Media: Ethylene Oxide, Propylene Oxide, Acrylonitrile, Butadiene, Ammonia, Vinyl Chloride, Toluene, Xylene, Sulphuric Acid, Phenol.

TODO-MATIC® Tankkupplung (Vaterteilkupplung) Flansch. Für Anlagen, Tankwagen und Kesselwagen, pharmazeutische und petrochemische Industrie etc. Beispiele für Medien: Ethylenoxid, Propylenoxid, Acrylnitril, Butadien, Ammoniak, Vinylchlorid, Toluol, Xylol, Schwefelsäure, Phenol.

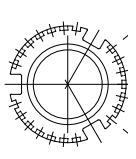
TODO-MATIC® tankdel med fläns. För fabriker, tankbilar, tankvagnar (järnväg), farmaceutiskt- & petrokemisk industri etc. Exempel på media: Etylenoxid, propylenoxid, akrylnitril, butadien, ammoniak, vinylklorid, toluol, xylene, svavelsyra, fenol.

Dimension		D.Ø mm	Connection	Material Werkstoff Material	Seal Dichtung Tätning	Weight Gewicht Vikt	Fig. Abb. Bild	Code no. Bestellnummer Beställningsnr	Figure Abbildung Bild	
DN	NPS									
EN 1092-1										
20	¾	56	PN 10/16 - 25/40 Type B	SS	FKM	1,4 kg	1	4867A-4407		
25	1	56	PN 10/16 - 25/40 Type B	SS	FKM	1,4 kg	2	4868A-4407		
32	1¼	56	PN 10/16 - 25/40 Type B	SS	FKM	2,9 kg	2	4869A-4407		
40	1½	56	PN 10/16 - 25/40 Type B	SS	FKM	2,0 kg	2	4870A-4407		
50	2	56	PN 10/16 Type B	SS	FKM	2,9 kg	2	4879A-4407		
25	1	56	PN 10/16 Type C	SS	FKM	1,4 kg	2	4897A-4407		
50	2	56	PN 25/40 Type E	SS	FKM	2,6 kg	2	7601A-4407		
ANSI B16.5										
20	¾	56	ANSI Class 150	SS	FKM	1,2 kg	1	4863A-4407		
25	1	56	ANSI Class 150	SS	FKM	1,4 kg	1	4864A-4407		
40	1½	56	ANSI Class 150	SS	FKM	1,6 kg	2	4866A-4407		
25	1	56	ANSI Class 300	SS	FKM	1,5 kg	2	4859A-4407		
Undrilled										
25	1	56	Ø165	SS	FKM	2,9 kg	2	4899A-4407		

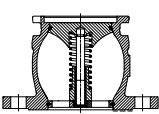
Flanges in Stainless Steel according to EN 1092-1. / Flansche in Edelstahl gemäß EN 1092-1. / Fläsar i rostfritt stål enligt EN 1092-1.



© TODO AB. Design may change without notice - Konstruktive ändringar vorbehalten - Konstruktionsänderungar förbehålles.



Page 9-11 **Option / Zuwahl / Tillval**
Selectivity to prevent cross contamination of media / Codierung gegen Produktvermischung.
 / Selektivitet för att undvika mediablandning.




Page 4 **Technical information**
Material & sealing. Standard sealing is FKM, others on request. / Werkstoff & dichtung. Standard-Dichtungswerkstoff ist FKM, andere auf Anfrage. / Material & tätning. Standardtätning är FKM, andra på förfrågan.
 5 **Dimension, diameter, flange.** / DN, durchmesser, flansch. / Dimension, diameter, fläns.
 7-8 **Flange measurement** / Flanschabmessungen / Flänsmått

TODO-MATIC® Tank Unit 2" (DN40 - DN50, Ø 70 mm) flanged

For industrial process plant, Road and Rail tankers, ISO containers, Aviation fuel bunkering, Offshore, Pharmaceutical and Petrochemical industries etc. Examples of Media: Ethylene Oxide, Propylene Oxide, Acrylonitrile, Butadiene, Ammonia, Vinyl Chloride, Toluene, Xylene, Sulphuric Acid.

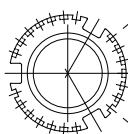
TODO-MATIC® Tankkupplung (Vaterteilkupplung) Flansch. Für Anlagen, Tankwagen und Kesselwagen, Container, Flugzeugtreibstoff-Tanklager, Offshore, pharmazeutische und petrochemische Industrie etc. Beispiele für Medien: Ethylenoxid, Propylenoxid, Acrylnitril, Butadien, Ammoniak, Vinylchlorid, Toluol, Xylol, Schwefelsäure, Phenol.

TODO-MATIC® tankdel med fläns. För fabriker, tankbilar, tankvagnar (järnväg), container, bunkring av flygbränsle, plattformar, farmaceutiskt- & petrokemisk industri etc. Exempel på media: Etylenoxid, propylenoxid, akrylnitril, butadien, ammoniak, vinylklorid, toluol, xylen, svavelsyra, fenol.

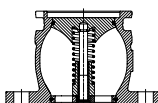
Dimension		D.Ø mm	Connection	Material Werkstoff Material	Seal Dichtung Tätning	Weight Gewicht Vikt	Fig. Abb. Bild	Code no. Bestellnummer Beställningsnr	Figure Abbildung Bild	
DN	NPS									
EN 1092										
40	1½	70	PN 10/16 - 25/40 Type B	SS	FKM	2,9 kg	1	5113E-4407	1. 	
40	1½	70	PN 10/16 - 25/40 Type B	Al	FKM	0,9 kg	1	5113-1107		
40	1½	70	PN 10/16 - 25/40 Type B	Brass	FKM	3,1 kg	1	5113-2207		
50	2	70	PN 10/16 Type B	SS	FKM	2,9 kg	1	5114E-4407		
50	2	70	PN 10/16 Type B	Al	FKM	1,0 kg	1	5114-1107		
50	2	70	PN 10/16 Type B	Brass	FKM	3,1 kg	1	5114-2207		
50	2	70	PN 25/40 Type B	SS	FKM	3,3 kg	1	7502E-4407		
50	2	70	PN 25/40 Type E	SS	FKM	3,5 kg	1	7501E-4407		
50	2	70	PN 25/40 Type F	SS	FKM	3,5 kg	1	7500E-4407		
ANSI B16.5										
40	1½	70	ANSI Class 150	SS	FKM	2,1 kg	1	5025E-4407		
40	1½	70	ANSI Class 150	Al	FKM	0,7 kg	1	5025-1107		
40	1½	70	ANSI Class 150	Brass	FKM	2,0 kg	1	5025-2207		
50	2	70	ANSI Class 150	SS	FKM	2,9 kg	1	5109E-4407		
50	2	70	ANSI Class 150	Al	FKM	0,9 kg	1	5109-1107		
50	2	70	ANSI Class 150	Brass	FKM	2,8 kg	1	5109-2207		
40	1½	70	ANSI Class 300	SS	FKM	3,5 kg	1	5300E-4407		
50	2	70	ANSI Class 300	SS	FKM	2,9 kg	1	7109E-4407		
TW DIN 28459										
80	3	70	TW1	SS	FKM	3,5 kg	1	5108E-4407		
80	3	70	TW1	Al	FKM	0,8 kg	1	5108-1107		
80	3	70	TW1	Brass	FKM	2,2 kg	1	5108-2207		
Undrilled										
50	2	70	Ø165	SS	FKM	4,1 kg	1	5000E-4407		
50	2	70	Ø165	Al	FKM	1,1 kg	1	5000-1107		
50	2	70	Ø165	Brass	FKM	2,0 kg	1	5000-2207		

Flanges in Stainless Steel according to EN 1092-1. Flanges in aluminium is drilled according to EN 1092-4 and flanges in gunmetal is drilled according to EN 1092-3 / Flansche in Edelstahl gemäß EN 1092-1. Flansche in Aluminium sind gebohrt gemäß EN 1092-4. Flansche in Messing sind gebohrt gemäß EN 1092-3. / Flänsar i rostfritt stål enligt EN 1092-1. Flänsar i aluminium är borrade enligt EN 1092-4 och flänsar i mässing är borrade enligt EN 1092-3.

© TODO AB. Design may change without notice - Konstruktive ändringar förbehålles.



Page 9-11 **Option / Zuwahl / Tillval**
Selectivity to prevent cross contamination of media / Codierung gegen Produktvermischung.
 / Selektivitet för att undvika mediablandning.




Page 4 **Technical information**
Material & sealing. Standard sealing is FKM, others on request. / Werkstoff & dichtung. Standard-Dichtungswerkstoff ist FKM, andere auf Anfrage. / Material & tätning. Standardtätning är FKM, andra på förfrågan.
 5 **Dimension, diameter, flange.** / DN, durchmesser, flansch. / Dimension, diameter, fläns.
 7-8 **Flange measurement** / Flanschabmessungen / Flänsmått

TODO-MATIC® Tank Unit 2½" (DN65 - DN80, Ø 105 mm) flanged

For industrial process plant, Road and Rail tankers, ISO containers, Aviation fuel bunkering, Offshore, Pharmaceutical and Petrochemical industries etc. Examples of Media: Ethylene Oxide, Propylene Oxide, Acrylonitrile, Butadiene, Ammonia, Vinyl Chloride, Toluene, Xylene, Sulphuric Acid.

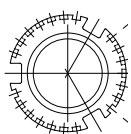
TODO-MATIC® Tankkupplung (Vaterteilkupplung) Flansch. Für Anlagen, Tankwagen und Kesselwagen, Container, Flugzeugtreibstoff-Tankläger, Offshore, pharmazeutische und petrochemische Industrie etc. Beispiele für Medien: Ethylenoxid, Propylenoxid, Acrylnitril, Butadien, Ammoniak, Vinylchlorid, Toluol, Xylol, Schwefelsäure, Phenol.

TODO-MATIC® tankdel med fläns. För fabriker, tankbilar, tankvagnar (järnväg), container, bunkring flygbränsle, farmaceutiskt- & petrokemisk industri etc. Exempel på media: Etylenoxid, propylenoxid, akrylnitril, butadien, ammoniak, vinylklorid, toluol, xylene, svavelsyra.

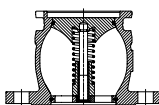
Dimension		D.Ø mm	Connection	Material Werkstoff Material	Seal Dichtung Tätning	Weight Gewicht Vikt	Fig. Abb. Bild	Code no. Bestellnummer Beställningsnr	Figure Abbildung Bild	
DN	NPS									
EN 1092										
65	2½	105	PN 10/16 Type B	SS	FKM	3,9 kg	1	5329D-4407	1. 	
65	2½	105	PN 10/16 Type B	Al	FKM	1,4 kg	1	5329C-1107		
65	2½	105	PN 10/16 Type B	Brass	FKM	4,6 kg	1	5329C-2207		
80	3	105	PN 25/40 Type B	SS	FKM	4,6 kg	1	5340D-4407		
80	3	105	PN 10/16 Type B	Al	FKM	2,0 kg	1	5340C-1107		
80	3	105	PN 10/16 Type B	Brass	FKM	5,2 kg	1	5340C-2207		
ANSI B16.5										
65	2½	105	ANSI Class 150	SS	FKM	4,0 kg	1	5306D-4407		
65	2½	105	ANSI Class 150	Al	FKM	1,5 kg	1	5306C-1107		
65	2½	105	ANSI Class 150	Brass	FKM	4,6 kg	1	5306C-2207		
80	3	105	ANSI Class 150	SS	FKM	4,0 kg	1	5405D-4407		
80	3	105	ANSI Class 150	Al	FKM	1,5 kg	1	5405C-1107		
80	3	105	ANSI Class 150	Brass	FKM	4,6 kg	1	5405C-2207		
65	2½	105	ANSI Class 300	SS	FKM	4,5 kg	1	7136D-4407		
TW DIN 28459										
80	3	105	TW1	SS	FKM	3,3 kg	1	5330D-4407		
80	3	105	TW1	Al	FKM	1,3 kg	1	5330C-1107		
80	3	105	TW1	Brass	FKM	4,3 kg	1	5330C-2207		
100	4	105	TW3	SS	FKM	3,3 kg	1	7137D-4407		
100	4	105	TW3	Al	FKM	1,4 kg	1	7137C-1107		
100	4	105	TW3	Brass	FKM	4,5 kg	1	7137C-2207		
T.T.M.A RP No. 28										
80	3	105	3"	SS	FKM	3,8 kg	1	7119D-4407		
80	3	105	3"	Al	FKM	1,3 kg	1	7119C-1107		
80	3	105	3"	Brass	FKM	4,3 kg	1	7119C-2207		
Undrilled										
65	2½	105	Ø200	SS	FKM	4,0 kg	1	5400D-4407		
65	2½	105	Ø200	Al	FKM	1,5 kg	1	5400C-1107		
65	2½	105	Ø200	Brass	FKM	4,8 kg	1	5400C-2207		

© TODO AB. Design may change without notice - Konstruktive ändringar vorbehalten - Konstruktionsänderungar förbehålles.

Flanges in Stainless Steel according to EN 1092-1. Flanges in aluminium is drilled according to EN 1092-4 and flanges in gunmetal is drilled according to EN 1092-3 / Flansche in Edelstahl gemäß EN 1092-1. Flansche in Aluminium sind gebohrt gemäß EN 1092-4. Flansche in Messing sind gebohrt gemäß EN 1092-3. / Flänsar i rostfritt stål enligt EN 1092-1. Flänsar i aluminium är borrade enligt EN 1092-4 och flänsar i mässing är borrade enligt EN 1092-3.



Page 9-11 **Option / Zuwahl / Tillval**
Selectivity to prevent cross contamination of media / Codierung gegen Produktvermischung.
 / Selektivitet för att undvika mediablandning.



Page 4 **Technical information**
Material & sealing. Standard sealing is FKM, others on request. / Werkstoff & dichtung. Standard-Dichtungswerkstoff ist FKM, andere auf Anfrage. / Material & tätning. Standardtätning är FKM, andra på förfrågan.
 5 **Dimension, diameter, flange.** / DN, durchmesser, flansch. / Dimension, diameter, fläns.
 7-8 **Flange measurement** / Flanschabmessungen / Flänsmått

TODO-MATIC® Tank Unit 3" (DN80, Ø 119 mm) flanged

For industrial process plant, Road and Rail tankers, ISO containers, Aviation fuel bunkering, Offshore, Pharmaceutical and Petrochemical industries etc. Examples of Media: Ethylene Oxide, Propylene Oxide, Acrylonitrile, Butadiene, Ammonia, Vinyl Chloride, Toluene, Xylene, Sulphuric Acid.

TODO-MATIC® Tankkupplung (Vaterteilkupplung) Flansch. Für Anlagen, Tankwagen und Kesselwagen, Container, Flugzeugtreibstoff-Tanklager, Offshore, pharmazeutische und petrochemische Industrie etc. Beispiele für Medien: Ethenoxid, Propylenoxid, Acrylnitril, Butadien, Ammoniak, Vinylchlorid, Toluol, Xylol, Schwefelsäure, Phenol.

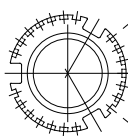
TODO-MATIC® tankdel med fläns. För fabriker, tankbilar, tankvagnar (järnväg), container, bunkring flygbränsle, plattformar, farmaceutiskt- & petrokemisk industri etc. Exempel på media: Etylenoxid, propylenoxid, akrylnitril, butadien, ammoniak, vinylklorid, toluol, xylen, svavelsyra, fenol.

Dimension		D.Ø mm	Connection	Material Werkstoff Material	Seal Dichtung Tätning	Weight Gewicht Vikt	Fig. Abb. Bild	Code no. Bestellnummer Beställningsnr	Figure Abbildung Bild	
DN	NPS									
EN 1092										
80	3	119	PN 10/16 Type B	SS	FKM	6,0 kg	1	5544D-4407	1.	
80	3	119	PN 10/16 Type B	Al	FKM	1,7 kg	1	5544C-1107		
80	3	119	PN 10/16 Type B	Brass	FKM	5,0 kg	1	5544C-2207		
80	3	119	PN 25/40 Type B	SS	FKM	8,4 kg	1	5503D-4407		
100	4	119	PN 10/16 Type B	SS	FKM	7,0 kg	1	6855D-4407		
80	3	119	PN 25/40 Type E	SS	FKM	8,0 kg	1	5501D-4407		
80	3	119	PN 25/40 Type F	SS	FKM	7,1 kg	1	5498D-4407		
ANSI B16.5										
80	3	119	ANSI Class 150	SS	FKM	7,4 kg	1	5505D-4407		2.
80	3	119	ANSI Class 150	Al	FKM	1,8 kg	1	5505C-1107		
80	3	119	ANSI Class 150	Brass	FKM	5,6 kg	1	5505C-2207		
80	3	119	ANSI Class 300	SS	FKM	7,2 kg	1	7505D-4407		
TW DIN 28459										
80	3	119	TW1	SS	FKM	6,7 kg	1	5592D-4407		
80	3	119	TW1	Al	FKM	1,5 kg	1	5592C-1107		
80	3	119	TW1	Brass	FKM	4,2 kg	1	5592C-2207		
100	4	119	TW3	SS	FKM	6,5 kg	1	5546D-4407		
100	4	119	TW3	Al	FKM	1,7 kg	1	5546C-1107		
100	4	119	TW3	Brass	FKM	4,4 kg	1	5546C-2207		
T.T.M.A RP No. 28										
80	3	119	3"	Al	FKM	1,5 kg	2	5819C-1107		
100	4	119	4"	SS	FKM	3,9 kg	1	5820D-4407		
100	4	119	4"	Al	FKM	1,7 kg	1	5820C-1107		
100	4	119	4"	Brass	FKM	4,4 kg	1	5820C-2207		
Undrilled										
80	3	119	Ø220	SS	FKM	7,4 kg	1	5500D-4407		
80	3	119	Ø188	Al	FKM	1,8 kg	1	5500C-1107		
80	3	119	Ø188	Brass	FKM	5,6 kg	1	5500C-2207		

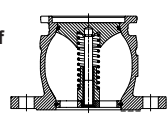


© TODO AB. Design may change without notice - Konstruktive ändringar vorbehalten - Konstruktionsänderungar förbehålles.

Flanges in Stainless Steel according to EN 1092-1. Flanges in aluminium is drilled according to EN 1092-4 and flanges in gunmetal is drilled according to EN 1092-3 / Flansche in Edelstahl gemäß EN 1092-1. Flansche in Aluminium sind gebohrt gemäß EN 1092-4. Flansche in Messing sind gebohrt gemäß EN 1092-3. / Flänsar i rostfritt stål enligt EN 1092-1. Flänsar i aluminium är borrade enligt EN 1092-4 och flänsar i mässing är borrade enligt EN 1092-3.



Page 9-11 **Option / Zuwahl / Tillval**
Selectivity to prevent cross contamination of media / Codierung gegen Produktvermischung.
 / Selektivitet för att undvika mediablandning.



Page 4 **Technical information**
Material & sealing. Standard sealing is FKM, others on request. / Werkstoff & dichtung. Standard-Dichtungswerkstoff ist FKM, andere auf Anfrage. / Material & tätning. Standardtätning är FKM, andra på förfrågan.
 5 **Dimension, diameter, flange.** / DN, durchmesser, flansch. / Dimension, diameter, fläns.
 7-8 **Flange measurement** / Flanschabmessungen / Flänsmått

TODO-MATIC® Tank Unit 4" (DN100, Ø 164 mm) flanged

For industrial process plant, Road and rail tankers, ISO containers, Aviation fuel bunkering, Offshore, Pharmaceutical and Petrochemical industries etc. Examples of Media: Butadiene, Drilling Mud, Barite, Methanol, Potable Water, Waste Water, Base Oil, Oil Based Mud etc.

TODO-MATIC® Tankkupplung (Vaterteilkupplung) Flansch. Für Anlagen, Tankwagen und Kesselwagen, Container, Flugzeugtreibstoff-Tankläger, Offshore, pharmazeutische und petrochemische Industrie etc. Beispiele für Medien: Butadien, Bohrschlamm, Barite, Diesel, Methanol, Schmutzwasser, ölhaltiger Schlamm.

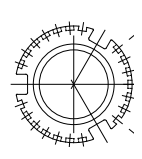
TODO-MATIC® tankdel med fläns. För fabriker, tankbilar, tankvagnar (järnväg), container, bunkring flygbränsle, skepp, plattformar etc. Exempel på media: Butadien, borrslem, baryt, diesel, metanol, dricksvatten, avfallsvatten, oljebaserat slam.

Dimension		D.Ø mm	Connection	Material Werkstoff Material	Seal Dichtung Tätning	Weight Gewicht Vikt	Fig. Abb. Bild	Code no. Bestellnummer Beställningsnr	Figure Abbildung Bild	
DN	NPS									
EN 1092										
100	4	164	PN 10/16 Type B	SS	FKM	11,7 kg	3	6600D-4407	1.	
100	4	164	PN 10/16 Type B	Al	FKM	4,3 kg	1	5695-1107		
100	4	164	PN 10/16 Type B	Brass	FKM	10,7 kg	3	5695-2207		
ANSI B16.5										
100	4	164	ANSI Class 150	SS	FKM	12,0 kg	3	5800D-4407	2.	
100	4	164	ANSI Class 150	Al	FKM	4,5 kg	1	5600-1107		
100	4	164	ANSI Class 150	Brass	FKM	10,9 kg	3	5600-2207		
TW DIN 28459										
100	4	164	TW3	Al	FKM	4,3 kg	2	5696-1107	3.	
T.T.M.A RP No. 28										
100	4	164	4"	SS	FKM	10,8 kg	3	5674D-4407		
100	4	164	4"	Al	FKM	4,3 kg	2	7147-1107		
Undrilled										
100	4	164	Ø230	SS	FKM	12,8 kg	3	6300D-4407	3.	
100	4	164	Ø230	Al	FKM	4,6 kg	1	5700-1107		
100	4	164	Ø230	Brass	FKM	11,9 kg	3	5700-2207		

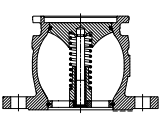
Flanges in Stainless Steel according to EN 1092-1. Flanges in aluminium is drilled according to EN 1092-4 and flanges in gunmetal is drilled according to EN 1092-3 / Flansche in Edelstahl gemäß EN 1092-1. Flansche in Aluminium sind gebohrt gemäß EN 1092-4. Flansche in Messing sind gebohrt gemäß EN 1092-3. / Flansar i rostfritt stål enligt EN 1092-1. Flansar i aluminium är borrade enligt EN 1092-4 och flansar i mässing är borrade enligt EN 1092-3.



© TODO AB. Design may change without notice - Konstruktive ändringar vorbehalten - Konstruktionsänderungar förbehålles.



Page 9-11 **Option / Zuwahl / Tillval**
Selectivity to prevent cross contamination of media / Codierung gegen Produktvermischung.
/ Selektivitet för att undvika mediablandning.



Page 4 **Technical information**
Material & sealing. Standard sealing is FKM, others on request. / Werkstoff & dichtung. Standard-Dichtungswerkstoff ist FKM, andere auf Anfrage. / Material & tätning. Standardtätning är FKM, andra på förfrågan.
 5 **Dimension, diameter, flange.** / DN, durchmesser, flansch. / Dimension, diameter, fläns.
 7-8 **Flange measurement** / Flanschabmessungen / Flänsmått

TODO-MATIC® Tank Unit 6" (DN150, Ø 238 mm) flanged

For Offshore platforms, Supply Vessels. Examples of Media: Drilling mud, barite, Diesel, Methanol, Potable Water, Waste Water, Base Oil, Oil Based Mud.

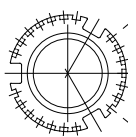
TODO-MATIC® Tankkupplung (Vaterteilkupplung) Flansch. Für Offshore. Beispiele für Medien: Bohrschlamm, Barite, Diesel, Methanol, Schmutzwasser, ölhaltiger Schlamm.

TODO-MATIC® tankdel med fläns. För skepp, plattformar. Exempel på media: Borrslam, baryt, diesel, metanol, dricksvatten, avfallsvatten, olje-baserat slam.

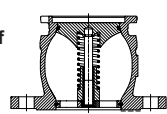
Dimension		D.Ø mm	Connection	Material Werkstoff Material	Seal Dichtung Tätning	Weight Gewicht Vikt	Fig. Abb. Bild	Code no. Bestellnummer Beställningsnr	Figure Abbildung Bild	
DN	NPS									
EN 1092										
150	6	238	PN 10/16 Type B	SS	FKM	26,0 kg	1	7212A-4407		
150	6	238	PN 10/16 Type B	Al	FKM	13,0 kg	1	7212-1107		
150	6	238	PN 10/16 Type B	Brass	FKM	28,0 kg	1	7212-2207		
ANSI B16.5										
150	6	238	ANSI Class 150	SS	FKM	26,0 kg	1	7212A-4407		
150	6	238	ANSI Class 150	Al	FKM	13,0 kg	1	7212-1107		
150	6	238	ANSI Class 150	Brass	FKM	28,0 kg	1	7212-2207		

Flanges in Stainless Steel according to EN 1092-1. Flanges in aluminium is drilled according to EN 1092-4 and flanges in gunmetal is drilled according to EN 1092-3 / Flansche in Edelstahl gemäß EN 1092-1. Flansche in Aluminium sind gebohrt gemäß EN 1092-4. Flansche in Messing sind gebohrt gemäß EN 1092-3. / Flänsar i rostfritt stål enligt EN 1092-1. Flänsar i aluminium är borrade enligt EN 1092-4 och flänsar i mässing är borrade enligt EN 1092-3.

© TODO AB. Design may change without notice - Konstruktive ändringar vorbehalten - Konstruktionsänderungar förbehålles.



Page 9-11 **Option / Zuwahl / Tillval**
Selectivity to prevent cross contamination of media / Codierung gegen Produktvermischung.
 / Selektivitet för att undvika mediablandning.



Page 4 **Technical information**
Material & sealing. Standard sealing is FKM, others on request. /
 Werkstoff & dichtung. Standard-Dichtungswerkstoff ist FKM,
 andere auf Anfrage. / Material & tätning. Standardtätning är FKM,
 andra på förfrågan.
 5 **Dimension, diameter, flange.** / DN, durchmesser, flansch. /
 Dimension, diameter, fläns.
 7-8 **Flange measurement** / Flanschabmessungen / Flänsmått

Dust plugs for TODO-MATIC® Hose Unit 3/4" - 6"

Stopfen für TODO-MATIC® Mutterteil.

Skyddsplugg till TODO-MATIC® slangdel.

Dimension		D.Ø mm	Material Werkstoff Material	Seal Dichtung Tätning	Weight Gewicht Vikt	Fig. Abb. Bild	Code no. Bestellnummer Beställningsnr	Figure Abbildung Bild
DN	NPS							
20-40	3/4-1½	56	Al	FKM	0,1 kg	1	4916-1407	1. 
20-40	3/4-1½	56	Brass	FKM	0,2 kg	1	4916-2407	
20-40	3/4-1½	56	SS	FKM	0,2 kg	1	4916-4407	
20-40	3/4-1½	56	CR	-	0,1 kg	3	3663-10	
40-50	1½-2	70	Al	FKM	0,2 kg	2	6075-1007	2. 
40-50	1½-2	70	Brass	FKM	0,6 kg	2	6075-2007	
40-50	1½-2	70	SS	FKM	0,5 kg	2	6075A-4007	
40-50	1½-2	70	CR	-	0,1 kg	3	3665-10	
65	2½	105	Al	FKM	0,2 kg	4	5436-1007	3. 
65	2½	105	Brass	FKM	0,7 kg	4	5436-2007	
65	2½	105	SS	FKM	0,5 kg	4	5436-4007	
80	3	119	Al	FKM	0,2 kg	4	5536-1007	
80	3	119	Brass	FKM	0,8 kg	4	5536-2007	4. 
80	3	119	SS	FKM	0,6 kg	4	5536A-4007	
80	3	119	CR	-	0,1 kg	3	3668-10	
100	4	164	Al	-	0,6 kg	5	5636-1000	
100	4	164	Brass	-	2,3 kg	5	5636-2000	5. 
100	4	164	SS	-	1,9 kg	5	5636-4000	
150	6	238	Al	FKM	0,9 kg	6	7209-1107	
								6. 

© TODO AB. Design may change without notice - Konstruktive ändringar vorbehalten - Konstruktionsänderingar förbehålles.

Dust caps for TODO-MATIC® Tank Unit 3/4" - 6"

Kappen für TODO-MATIC® Varterteil.

Skyddskåpa för TODO-MATIC® tankdel.

Dimension		D.Ø mm	Material Werkstoff Material	Seal Dichtung Tätning	Weight Gewicht Vikt	Fig. Abb. Bild	Code no. Bestellnummer Beställningsnr	Figure Abbildung Bild
DN	NPS							
20-40	3/4 - 1 1/2	56	Al	-	0,2 kg	1	4915-1400	
20-40	3/4 - 1 1/2	56	Brass	-	0,4 kg	1	4915-2400	
20-40	3/4 - 1 1/2	56	SS	-	0,4 kg	1	4915-4400	
20-40	3/4 - 1 1/2	56	CR	-	0,1 kg	4	3664-10	
20-40	3/4 - 1 1/2	56	Al	FKM	0,4 kg	-	5659-1407	
40-50	1 1/2 - 2	70	Al	FKM	0,3 kg	2	6070B-1407	
40-50	1 1/2 - 2	70	Brass	FKM	0,7 kg	2	6070B-2407	
40-50	1 1/2 - 2	70	SS	FKM	0,6 kg	2	6070B-4407	
40-50	1 1/2 - 2	70	CR	-	0,15 kg	4	3666-10	
65	2 1/2	105	Al	FKM	0,5 kg	3	5435C-1407	
65	2 1/2	105	Brass	FKM	1,4 kg	3	5435C-2407	
65	2 1/2	105	SS	FKM	1,2 kg	3	5435C-4407	
80	3	119	Al	FKM	0,6 kg	3	5535C-1407	
80	3	119	Brass	FKM	1,6 kg	3	5535C-2407	
80	3	119	SS	FKM	1,4 kg	3	5535C-4407	
80	3	119	Al	FKM	1,3 kg	5	5662-1407	
80	3	119	CR	-	0,3 kg	4	3662-10	
100	4	164	Al	FKM	1,6 kg	2	5635B-1407	
100	4	164	Brass	FKM	3,6 kg	2	5635B-2407	
100	4	164	SS	FKM	3,1 kg	2	5635B-4407	
100	4	164	Al	FKM	2,2 kg	5	5663-1407	
150	6	238	Al	FKM	3,5 kg	6	7219-1407	




© TODO AB. Design may change without notice - Konstruktive ändringar vorbehalten - Konstruktionsänderingar förbehålles.

Safety Pressure Tight Cap (PTC) 2" - 4"

Designed to enhance operator safety & containment security in chemical & gas transport.

Sie wurden entwickelt, um die Arbeits- und Absperricherheit beim Transport von Chemikalien und Gasen zu verbessern.

TODO® trycktäta säkerhetslock är konstruerade för att öka säkerheten för operatören samt skydda innehållet i tanken från yttre åverkan.

Dimension		D.Ø mm	Material Werkstoff Material	Seal Dichtung Tätning	Weight Gewicht Vikt	Fig. Abb. Bild	Code no. Bestellnummer Beställningsnr	Figure Abbildung Bild
DN	NPS							
40-50	2	70	SS	FKM	1,4 kg	1	8720-4407	<p>1. </p> <p>2. </p> <p>3. </p>
80	3	119	SS	FKM	2,8 kg	2	8730-4407	
100	4	164	SS	FKM	4,9 kg	3	8740-4407	

© TODO AB. Design may change without notice - Konstruktive ändringar förbehålles.

Custom tools for assembling/disassembling of TODO-MATIC® Tank and Hose unit.

Spezialwerkzeug für korrekte Montage/Demontage von TODO-MATIC® Vater- und Mutterteil.

Specialverktyg konstruerade för korrekt montering/demontering av TODO-MATIC® tank- och slangdel.

Description Beschreibung Beskrivning	D.Ø	Fig. Abb. Bild	Code no. Bestellnummer Beställningsnr	Figure Abbildung Bild
Tools for roller exchange. Werkzeug für Rollernaustausch. Verktyg för byte av rullar i slangdel.	2½" (105 mm) 3" (119 mm)	1 1	6250 6250	1. 
Tool for assembling/disassembling TODO-MATIC® hose unit Werkzeug für Montage/abbau von Mutterteil. Verktyg för montering/demontering av slangdel.	1" (57 mm) 2" (70 mm) 2½" (105 mm) 3" (119 mm) 4" (164 mm)	2 2 2 2 3	6274 6275-1200 6276-1200 6252 5954	2. 
Open end wrench for TODO-MATIC® tank and hose unit. Montageschlüssel für Vater- und Mutterteil. Monteringsnyckel för tank- och slangdel.	2½" (105 mm) 3" (119 mm) 4" (164 mm)	4 4 4	6270 6271 6272	3. 
Tools for draining of hose units. Werkzeuge zum Entleeren von Schlauchkupplungen. Dräneringsverktyg för slangdelar.	1" (57 mm) 2" (70 mm) 2½" (105 mm) 3" (119 mm) 4" (164 mm)	5 5 5 5 5	6915-4 6916-4 6917-4 6918-4 6919-4	4. 
Tools for draining of tank units. Werkzeuge zum Entleeren von Tankkupplungen. Dräneringsverktyg för tankdelar.	1" (57 mm) 2" (70 mm) 2½" (105 mm) 3" (119 mm) 4" (164 mm)	6 6 6 6 6	6923-4 6924-4 6927-4 6925-4 6926-4	5. 
Parking device (aluminium). Aufbewahrungsvorrichtung (aluminium). Parkeringsadaptrar (aluminium).	1" (57 mm) 2" (70 mm) 2½" (105 mm) 3" (119 mm) 4" (164 mm)	7 7 7 7 7	8065-1 8064-1 8066-1 8060-1 8067-1	6. 
Parking device (stainless steel). Aufbewahrungsvorrichtung (edelstahl). Parkeringsadaptrar (rostfritt stål).	1" (57 mm) 2" (70 mm) 3" (119 mm)	7 7 7	8065-4 8064-4 8060-4	7. 
Tools for assembling/disassembling O-rings. O-Ring Montage-Werkzeugsatz. Verktyg för montering/demontering av O-ring.		8	6640	8. 
Tools for assembling/disassembling TODO-MATIC® tank unit SS. Montage-Werkzeugsatz für Tankkupplung 2" Edelstahl. Verktyg för montering/demontering av 2" tankdel rostfritt stål.	2" (70 mm)	9	3240	9. 

© TODO AB. Design may change without notice - Konstruktive Änderungen vorbehalten - Konstruktionsänderungar förbehålles.

TODO-MATIC® installation and maintenance

All TODO-MATIC® couplings are designed for trouble free operation in a wide range of applications and operating conditions. Reliable and safe operation is dependant upon the correct installation and handling of the equipment. Regular and appropriate maintenance is essential to ensure both safety and reliability over the life of the equipment. The following guidelines are designed to assist engineers in the creation of effective preventative maintenance programs and ensure correct specification, installation and handling of the equipment.

Before you install any TODO-MATIC® equipment it is essential to check that the material and performance specifications are acceptable for your specific application. The pressure ratings and primary materials of construction are clearly indicated on the identification plate of each TODO® product. A drawing showing the materials of construction relating to each individual component is available upon request. The technical department at TODO® is always happy to provide guidance on material suitability. Our data is taken from published chemical resistance information as well as our own application experiences. Specification checks should always be carried out before the product is supplied, but if unsure, ask!

Do not assume that a TODO-MATIC® product supplied for one specific application will automatically be suitable for other similar applications. Many variables affect the performance of materials. Should you wish to use a TODO-MATIC® product for a different application than the one originally specified, check with TODO® for advice regarding compatibility before installation. Please remember, the application details should include all media transferred through the coupling, not just the primary transferred media.

As with all equipment, a check should be made to ensure the installation fulfils the requirements of applicable prevailing industry, local, national and international standards. Particular attention should be paid to pressure ratings, safety factors and the position of upstream and downstream affiliated closures.

Installation

The correct installation of all TODO-MATIC® equipment is essential to ensure safe and satisfactory operation. Checks should be made to ensure that the fitting of TODO-MATIC® equipment does not interfere with the correct operation of affiliated equipment (i.e. isolation valve, excess flow valves, etc). Before securing the flange or thread connection to mating equipment (i.e. hose, loading arm, storage tank) ensure that no foreign objects, dirt, grit, etc are present in the coupling.

All flange and thread connections should be made without imparting excessive strain to the equipment and pressure checked at least to 1.5 times the maximum application working pressure prior to use. All gaskets and sealing materials used to make the permanent connection should be of suitable material and able to operate at least up to the maximum parameters of the TODO-MATIC® equipment.

When installing TODO-MATIC® equipment to new pipe work, tanks, etc, ensure the system is free from debris that may be transferred through the coupling. Where the hose or loading arm assembly is the primary static dissipation or earth route, the electrical continuity value of the assembly shall be checked to ensure regulatory compliance.

Balancing loading arms

Special attention should be paid to the balancing of **loading arms**. The weight of the coupling plus transfer media should be taken into account at the specification stage. It is usual for loading arm balance settings to account for weight variations due to differences in the full/empty cycle. The loading arm should be set to balance in the condition present at the time of connection. For example, should the loading arm be empty at the time of connection then it should be balanced in the empty condition.

Each TODO-MATIC® coupling is designed to take reasonable axial loads associated with good handling practice but is not designed to accept continuous excessive load values associated with maladjustment or poor installation. Continuous excessive strain will equate to increased component wear and possibly premature failure if not corrected.

When TODO-MATIC® equipment is used with hoses, attention should be paid to hose length to ensure correct handling characteristics. The hose assembly should be designed such that the minimum hose length is supported by the coupling or the operator. Hoses should be of sufficient length to ensure operation well within the stipulated hose minimum bend radius up to the maximum operation envelope.

Once all the above elements are satisfactory, a function check should be carried out to prove the system. The hose unit or coupler should connect and disconnect without physical interference or difficulty. Please remember that the higher the static pressure, the greater the effort needed to make a connection. The TODO® technical department is happy to advice on this subject at the specification stage.

Maintenance

All TODO-MATIC® products should be visually checked for damage, etc. on a daily or shift basis according to the handling instructions. Any evidence of damage or operating difficulty should be reported and acted upon at the earliest opportunity. Do not continue to use any equipment that is not operating satisfactorily as continued use will cause further deterioration and possible equipment failure.

All TODO-MATIC® equipment is designed such that all regular service components are contained within the repair or service kit. During normal operation, transferring media that has no or little component degradation, the application of the repair kit will return the equipment to full function.

We recommend that the coupling is fully inspected, tested and serviced at least once a year. It must be accepted that some applications cause a greater level of component degradation either by chemical attack or by arduous physical / environmental conditions. In such circumstances a more frequent regime of inspection and service may be required. We recommend that in such applications a three monthly inspection should be carried out with automatic replacement of the hose coupler piston seals and carrier seals.

Futher actions at three month service:

- Exterior cleaning of the coupling halves with a neutral cleanser.
- Careful "daily inspection" of cleaned units.
- Lubricate the ball bearing on the hose unit with TODO recommended grease. See "TODO lubrication instructions" ([www.todo.se / download / technical info](http://www.todo.se/download/technical%20info)) or contact TODO for information regarding correct type of grease.

All other service parts and key components should also be checked. In addition to the three monthly inspection and primary seal replacement the hose coupler shall have the full repair kit applied every year irrespective of component condition. After a representative period of time it may be possible to move to a six or twelve monthly service / inspection interval but only against a background of satisfactory operation.

There are service instructions complete with photographs available for TODO-MATIC® couplings. These instructions show the service method as well as tools required and parts identification. TODO-MATIC® couplings are designed such that they can be serviced in a number of ways. Some TODO distributors are trained and accredited by TODO to carry out service of TODO-MATIC® couplings.

TODO are always happy to service TODO-MATIC® couplings directly at our facility in Sweden. We are also happy to offer training ether on or off site to customers' engineers who wish to carry out servicing themselves.

Under no circumstances should TODO-MATIC® equipment be serviced by untrained personnel.

Lubricating grease

TODO 6632 Blue (standard)

This is a synthetic low temperature grease adapted for arctic conditions. The grease is totally waterproof.

FEATURES

1. Good low temperature properties
2. Water-proof
3. Good adhesive.

This grease is particularly recommended for use in machinery operating in sub zero conditions.

Appearance: Smooth grease
Operating temperature range:
-58°C to +142°C

Code no: 6632

TODO 6633 Red (standard)

This is a high-tech lithium complex grease based on synthetic oils. It exceeds most of the specifications required for advanced machinery and equipment.

FEATURES

1. Water-proof
2. Good adhesion
3. Endures high pressure
4. Wide temperature working range
5. Good protection against acid
6. Chemically stable

This grease is suitable for heavy industry applications, high temperature applications, extreme applications etc.

Appearance: Tacky grease
Operating temperature range:
-36°C to +208°C (258)

Code no: 6633

TODO 6634 White (standard)

This is a food grade grease with exceptionally high water resistance, manufactured and developed mainly for lubrication in food-processing plants.

FEATURES

1. Water-proof
2. Endures heavy loads
3. Wide temperature working range
4. Food-grade lubricant
5. Good mechanical stability

Suitable for the lubrication of ball-bearings, bushings, joints, chucks etc

Appearance: Tacky grease
Operating temperature range:
-24°C to +157°C

Code no: 6634

Cargo Flour

PTFE based grease. The grease is chemically stable against the majority of chemicals and is resistant to acids, steam, high temperatures, oxygen, inert gases, radioactive surroundings etc. BAM-tested.

FEATURES

1. Water-proof
2. Endures extreme workloads
3. Thermally stable
4. Food-grade product

This grease is suitable for ball-bearings, cylinder bearings, bushings, chains and application involving vacuum and oxygen.

Appearance: Tacky grease
Operating temperature range:
-20°C to +250°C (280)

Code no: 6259

Super Lube

This is a universal grease based on synthetic oils and PTFE.

FEATURES

1. Good adhesion
2. Wide working temperature range
3. Mechanically stable
4. Water-proof
5. Non-toxic
6. Resists oxidation

This grease is recommended for use in high temperature applications, food-processing industry, vehicles etc.

Appearance: Transparent grease
Operating temperature range:
-43°C to +232°C (continuous)
-45°C to +260°C (temporary)

Code no: 6262

Rigging Screw Oil

Castrol ILOFORM BWN 205 is a very high viscosity, heavy duty, chlorinated, straight oil designed for difficult drawing and metal forming operations.

FEATURES

Castrol ILOFORM BWN 205 possesses the extreme pressure properties necessary for operations such as wire and tube drawing on stainless steel as well as deep drawing, forming, and cold heading.

Appearance: Liquid
Operating temperature range:
-30°C to +150°C (200)

Code no: 6258



Bescheinigung Certificate

über die Zuerkennung eines Bauteil- for the grant of a type-test approval
kennzeichens für mark in respect of

Armaturen für Tanks zur Beförderung gefährlicher Güter

Aufgrund einer Bauteilprüfung - In virtue of a type-test -
Prüfbericht des test report by

TÜV Rheinland vom 08.06.2011

wird dem Antragsteller, der Firma the applicant, the company

**TODO AB
Industrigatan 1, S-54521 Töreboda**

zuerkannt das Bauteilkennzeichen-Nr. is granted the type-test approval mark No.

TÜ . AGG . 162 - 93

für for

Füllventile als Vollschauchkupplungen für den Anschluss von Schlauch- und/oder Rohrleitungen an Tanks. Die beiden Kupplungsteile besitzen Ventileinsätze, die im getrennten Zustand geschlossen sind (das tankseitige Kupplungsteil durch Federkraft) und damit Absperreinrichtungen darstellen. Die tankseitigen Kupplungsteile können mit einer druckfesten Kappe mit zwangsweiser Druckentlastung (Pressure Tight Cap) oder mit einer Staubschutzkappe versehen werden.

Typ type

**TODO-MATIC bzw. TODO-Gas; DN 25/1", DN 50/2", DN 65/2 1/2", DN 80/3", DN 100/4", DN 150/6";
PN 10 bzw. PN 25 (DN 25/1" bis DN 100/4" in Edelstahl)
TODO-Pressure-Tight-Cap; DN 25, DN 50, DN 80 und DN 100; PN 25**

Die Zuerkennung erfolgt in Anwendung der The adjudication is made pursuant to

GGVSEB/ADR/RID 2011, Kapitel 6.8.2 und 6.8.3; IMDG-Code (Amd. 35-10), Kapitel 6.7.2 und 6.7.3, Ausgabe 09.2005; TRT 002, Ausgabe 03.2011; TRbF 50, Ausgabe 06.2002; EN 12266-1:2003; EN 12266-2:2002; EN 12516-2:2004; EN 12516-4:2008; EN 14432:2006; EN 13445 Teile 1 bis 5, Ausgabe 2009

Sie ist bis zum **30.06.2016** It expires on **2016-06-30**
befristet und kann widerrufen werden. and is revocable.

Die Bescheinigung vom 24.01.2007 The certificate dated 2007-01-24
wird hierdurch ersetzt. is replaced herewith.

Hinweis: Der Hersteller oder Importeur ist verpflichtet, den zuständigen Sachverständigen zu beauftragen, Armaturen aus der laufenden Fertigung auf Übereinstimmung mit dem Baumuster einmal jährlich stichprobenweise zu überprüfen.

Note: The manufacturer or importer is obliged to the competent Authorized Inspector to conduct a random check on the accessories concerning identity to the type once a year. The accessories have to be taken from the current production.

Berlin, 05.07.2011
Din/Web

Verband der TÜV e.V.
Geschäftsbereich Anlagentechnik, Arbeitswelt, Systemsicherheit, Regelwerke
– Gefahrguttransporte –

Dr. Dinkler

Verband der TÜV e.V. · Friedrichstraße 136 · 10117 Berlin · Deutschland
Telefon +49 30 760095-400 · Telefax +49 30 760095-401 · Internet: www.vdtuev.de



DET NORSKE VERITAS
 MANAGEMENT SYSTEM CERTIFICATE

Certificate No. 2006-SKM-AQ-2400

This is to certify that

TODO AB

at

TÖREBODA, SWEDEN

has been found to conform to the Management System Standard:

ISO 9001:2008

This Certificate is valid for:

Design, production and distribution of self-sealing coupling systems for safe handling of liquids and gases

Initial Certification date:

1996-12-19

This Certificate is valid until:

2015-12-31

The audit has been performed under the supervision of:

Lilly Beijar
 Lead Auditor



Place and date:

Stockholm, 2012-12-06

for the Accredited Unit:

DNV CERTIFICATION AB,
 SWEDEN

Ann-Louise Pätt
 Management Representative

Lack of fulfilment of conditions as set out in the Certification Agreement may render this Certificate invalid.

DET NORSKE VERITAS, BOX 6046, 171 06 SOLNA, SWEDEN. TEL: +46 8 587 940 00 FAX: +46 8 651 70 43



DET NORSKE VERITAS
 MANAGEMENT SYSTEM CERTIFICATE

Certificate No. 2008-SKM-AE-1325

This is to certify that

TODO AB

at

TÖREBODA, SWEDEN

has been found to conform to the Management System Standard:

ISO 14001:2004

This Certificate is valid for:

Design, production and distribution of self-sealing coupling systems for safe handling of liquids and gases

Initial Certification date:
 2008-05-06

This Certificate is valid until:
 2014-05-05

The audit has been performed under the supervision of:
 Kerstin Jacobsson
 Lead Auditor



Place and date:
 Stockholm, 2011-07-01

for the Accredited Unit:
 DNV CERTIFICATION AB,
 SWEDEN

Ann-Louise Pått
 Management Representative

Lack of fulfilment of conditions as set out in the Certification Agreement may render this Certificate invalid.

DET NORSKE VERITAS, BOX 6046, 171 06 SOLNA, SWEDEN. TEL: +46 8 587 940 00 FAX: +46 8 651 70 43



**DNV BUSINESS ASSURANCE
MANAGEMENT SYSTEM CERTIFICATE**

Certificate No. 2009-SKM-AHSO-180

This is to certify that

TODO AB

at

TÖREBODA, SWEDEN

has been found to conform to the Management System Standard:

OHSAS 18001:2007

This Certificate is valid for:

Design, production and distribution of self-sealing coupling systems for safe handling of liquids and gases

Initial Certification date:

2009-12-02

This Certificate is valid until:

2015-12-02

The audit has been performed under the supervision of:

Lilly Beijar
Lead Auditor



Place and date:

Stockholm, 2011-11-15

for the Accredited Unit:

DNV CERTIFICATION AB,
SWEDEN

Ann-Louise Pätt
Management Representative

Lack of fulfilment of conditions as set out in the Certification Agreement may render this Certificate invalid.

DET NORSKE VERITAS CERTIFICATION AB, Box 6046, 171 06 SOLNA, SWEDEN. TEL: +46 8 587 940 00 www.dnvba.se



DET NORSKE VERITAS

PRODUCTION SURVEILLANCE CERTIFICATE - EC

Certificate No. 52597-2009-CE-SWE-DNV Rev. 2.0
This Certificate consists of 3 pages

This is to certify that the monitoring process of

TODO AB
TÖREBODA, Sweden

for production and final product inspection/testing of

Pressure Accessories

TODO –Matic, TODO-Gas, TODO-Safety Break-Away and TODO Pressure Tight Cap

has been assessed with respect to

the conformity assessment procedure described in Annex III (Module A1)
of Council Directive 97/23/EEC on Pressure Equipment, as amended,
and found to comply

Further details are given overleaf

Place and date:
Høvik , 2012-10-05

This Certificate is valid until:
2015-11-01

for DET NORSKE VERITAS AS

Giorgio Saia
Acting Certification Manager TNA0378



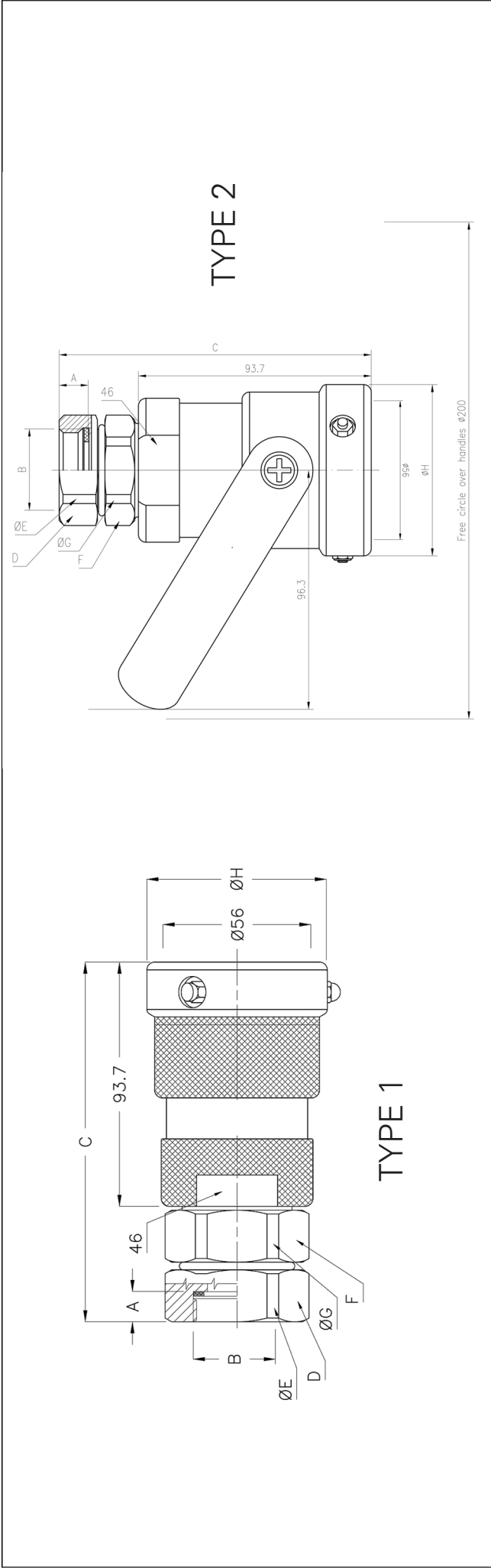
Notified Body No.:
0575

Hans Dyrdal Rasmussen
Technical Reviewer

Notice: The Certificate is subject to terms and conditions overleaf. Any significant changes in design or construction may render this Certificate invalid.
If any person suffers loss or damage which is proved to have been caused by any negligent act or omission of Det Norske Veritas, then Det Norske Veritas shall pay compensation to such person for his proved direct loss or damage. However, the compensation shall not exceed an amount equal to ten times the fee charged for the service in question, provided that the maximum compensation shall never exceed USD 300.000. In this provision "Det Norske Veritas" shall mean the Foundation Det Norske Veritas as well as all its subsidiaries, directors, officers, employees, agents and any other acting on behalf of Det Norske Veritas.

HEAD OFFICE: Det Norske Veritas AS, Veritasveien 1, 1322 Høvik, Norway. Tel: +47 67 57 9900 Fax: +47 6757 9911 www.dnv.com
This Certificate has been digitally signed. See www.dnv.com/digitalsignatures for more info
Page 1 of 3

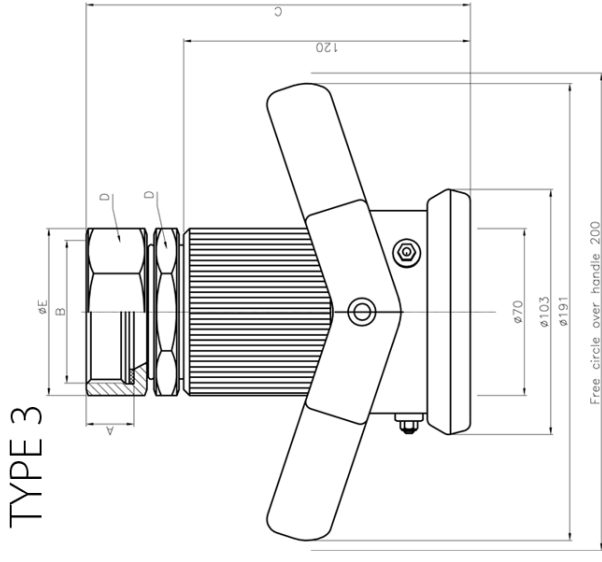
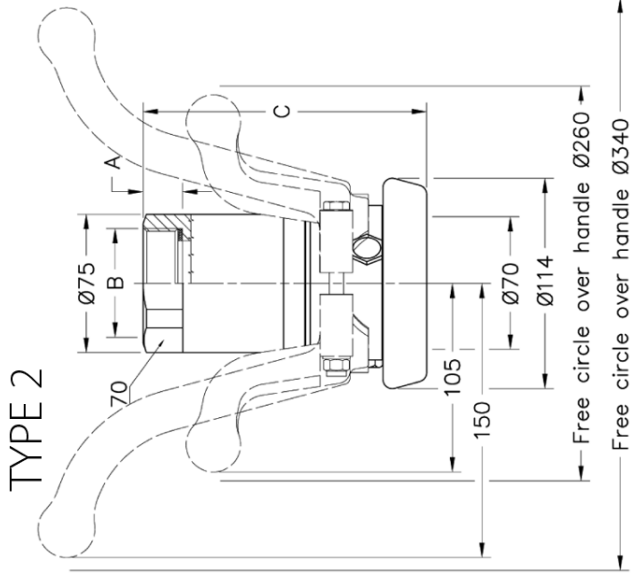
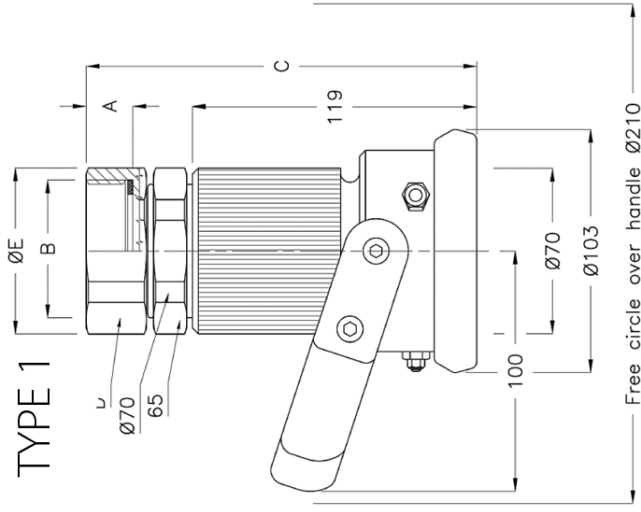
TODO-MATIC Hose units - coupling Ø 56



Max coupling pressure: 7 bar / 102 psi. * NPT thread is a tapered pipe thread, tightening on the tread. Therefore there is no flat seal. ** Sealing material, see page 4.

DN	NPS	D.Ø mm	B (connection)	Material	Code No.	Weight	WP Bar/Psi	TP Bar/Psi	Type	A	C	D	E	F	G	H
20	¾	56	BSP (ISO 228-G 3/4)	Aluminium	7075-14**	0,6 kg / 1,3 lb	10 / 145	15 / 220	1	12	125	42	44	42	44	69
20	¾	56	BSP (ISO 228-G 3/4)	Brass	7075-24**	1,6 kg / 3,5 lb	10 / 145	15 / 220	1	12	125	42	44	42	44	69
20	¾	56	BSP (ISO 228-G 3/4)	Stainless Steel	7075-44**	1,4 kg / 3,1 lb	25 / 365	37,5 / 545	1	12	125	42	44	42	44	63
20	¾	56	NPT (ANSI B2.1) *	Aluminium	7454-14**	0,6 kg / 1,3 lb	10 / 145	15 / 220	1	18	131	42	44	42	44	69
20	¾	56	NPT (ANSI B2.1) *	Brass	7454-24**	1,5 kg / 3,3 lb	10 / 145	15 / 220	1	18	131	42	44	42	44	69
20	¾	56	NPT (ANSI B2.1) *	Stainless Steel	7454-44**	1,5 kg / 3,3 lb	25 / 365	37,5 / 545	1	18	131	42	44	42	44	63
25	1	56	BSP (ISO 228-G 1)	Aluminium	7100-14**	0,6 kg / 1,3 lb	10 / 145	15 / 220	1	12	125	42	44	42	44	69
25	1	56	BSP (ISO 228-G 1)	Brass	7100-24**	1,5 kg / 3,3 lb	10 / 145	15 / 220	1	12	125	42	44	42	44	69
25	1	56	BSP (ISO 228-G 1)	Stainless Steel	7100-44**	1,5 kg / 3,3 lb	25 / 365	37,5 / 545	1	12	125	42	44	42	44	63
25	1	56	BSP (ISO 228-G 1)	Stainless Steel	7100H-44**	1,8 kg / 4,0 lb	25 / 363	37,5 / 544	2	12	125	42	44	42	44	63
25	1	56	NPT (ANSI B2.1) *	Aluminium	7455-14**	0,6 kg / 1,3 lb	10 / 145	15 / 220	1	21	134	42	44	42	44	69
25	1	56	NPT (ANSI B2.1) *	Brass	7455-24**	1,5 kg / 3,3 lb	10 / 145	15 / 220	1	21	134	42	44	42	44	69
25	1	56	NPT (ANSI B2.1) *	Stainless Steel	7455-44**	1,4 kg / 3,1 lb	25 / 365	37,5 / 545	1	21	134	42	44	42	44	63
32	1	56	NPT (ANSI B2.1) *	Stainless Steel	7455H-44**	1,7 kg / 3,8 lb	25 / 365	37,5 / 545	2	21	134	42	44	42	44	63
32	1¼	56	BSP (ISO 228-G 1 1/4)	Aluminium	7125-14**	0,6 kg / 1,3 lb	10 / 145	15 / 220	1	16	136	50	54	50	54	69
32	1¼	56	BSP (ISO 228-G 1 1/4)	Brass	7125-24**	1,5 kg / 3,3 lb	10 / 145	15 / 220	1	16	136	50	54	50	54	69
32	1¼	56	BSP (ISO 228-G 1 1/4)	Stainless Steel	7125-44**	1,5 kg / 3,3 lb	25 / 365	37,5 / 545	1	16	136	50	54	50	54	63
32	1¼	56	NPT (ANSI B2.1) *	Aluminium	7456-14**	0,6 kg / 1,3 lb	10 / 145	15 / 220	1	21	141	50	54	50	54	69
32	1¼	56	NPT (ANSI B2.1) *	Brass	7456-24**	1,5 kg / 3,3 lb	10 / 145	15 / 220	1	21	141	50	54	50	54	69
32	1¼	56	NPT (ANSI B2.1) *	Stainless Steel	7456-44**	1,4 kg / 3,1 lb	25 / 365	37,5 / 545	1	21	141	50	54	50	54	63

TODO-MATIC Hose units - coupling Ø 70



Max coupling pressure: 7 bar / 102 psi.

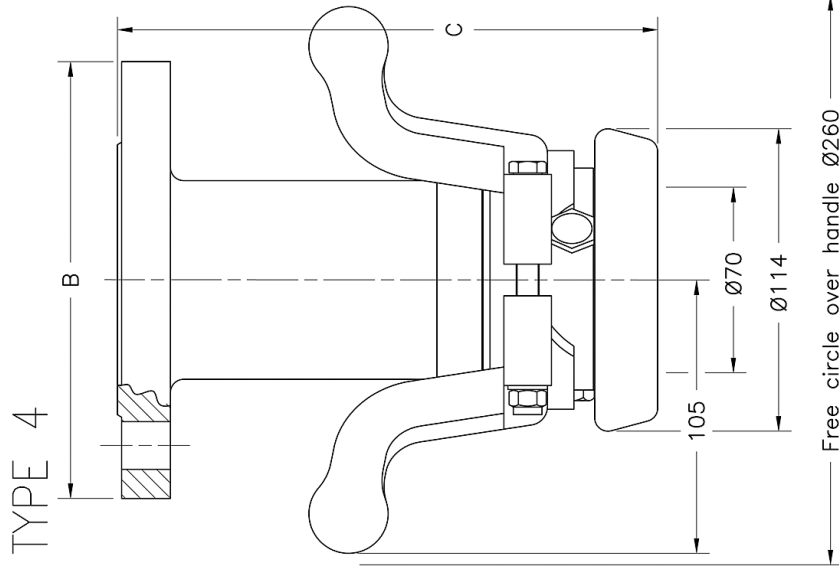
**Sealing material, see page 4

* NPT thread is a tapered pipe thread, tightening on the tread. Therefore there is no flat seal.

*** Is available with both short and long handles.

DN	NPS	D.Ø mm	B (connection)	Material	Code No.	Weight	WP Bar/Psi	TP Bar/Psi	Type	A	C	D	E	F	G	H
40	1½	70	BSP (ISO 228-G 1 1/2)	Aluminium	5005A-14**	1,2 kg / 2,6 lb	10 / 145	15 / 218	1	18	159	60	67	-	-	-
40	1½	70	BSP (ISO 228-G 1 1/2)	Brass	5005A-24**	2,8 kg / 6,2 lb	10 / 145	15 / 220	1	18	159	60	67	-	-	-
40	1½	70	BSP (ISO 228-G 1 1/2)	Stainless Steel	9150G-44**	2,9 kg / 6,4 lb	25 / 365	37,5 / 545	1	18	159	60	67	-	-	-
40	1½	70	NPT (ANSI B2.1) *	Aluminium	7468A-14**	1,2 kg / 2,6 lb	10 / 145	15 / 218	1	21	161	60	67	-	-	-
40	1½	70	NPT (ANSI B2.1) *	Brass	7468A-24**	2,8 kg / 6,2 lb	10 / 145	15 / 220	1	21	161	60	67	-	-	-
40	1½	70	NPT (ANSI B2.1) *	Stainless Steel	9151G-44**	2,9 kg / 6,4 lb	25 / 365	37,5 / 545	1	21	161	60	67	-	-	-
50	2	70	BSP (ISO 228-G 2)	Aluminium	5006A-14**	1,2 kg / 2,6 lb	10 / 145	15 / 218	1	20	160	65	70	-	-	-
50	2	70	BSP (ISO 228-G 2)	Brass	5006A-24**	2,8 kg / 6,2 lb	10 / 145	15 / 220	1	20	160	65	70	-	-	-
50	2	70	BSP (ISO 228-G 2)	Stainless Steel	9200G-44**	3,0 kg / 6,6 lb	25 / 365	37,5 / 545	1	20	160	65	70	-	-	-
50	2	70	NPT (ANSI B2.1) *	Aluminium	7469A-14**	1,2 kg / 2,6 lb	10 / 145	15 / 218	1	21,5	162	65	70	-	-	-
50	2	70	NPT (ANSI B2.1) *	Brass	7469A-24**	2,8 kg / 6,2 lb	10 / 145	15 / 220	1	21,5	162	65	70	-	-	-
50	2	70	NPT (ANSI B2.1) *	Stainless Steel	9201G-44**	2,9 kg / 6,4 lb	25 / 365	37,5 / 545	1	21,5	162	65	70	-	-	-
50	2	70	BSP (ISO 228-G 2)	Stainless Steel	9209-44**	3,4 kg / 7,5 lb	25 / 365	37,5 / 545	2***	20	154	-	-	-	-	-
50	2	70	NPT (ANSI B2.1) *	Stainless Steel	9205-44**	3,4 kg / 7,5 lb	25 / 365	37,5 / 545	2***	21,5	154	-	-	-	-	-
50	2	70	BSP (ISO 228-G 2)	Stainless Steel	9160G-44**	3,0 kg / 6,6 lb	25 / 363	37,5 / 544	3	20	161	65	70	-	-	-

TODO-MATIC Hose units - coupling Ø 70

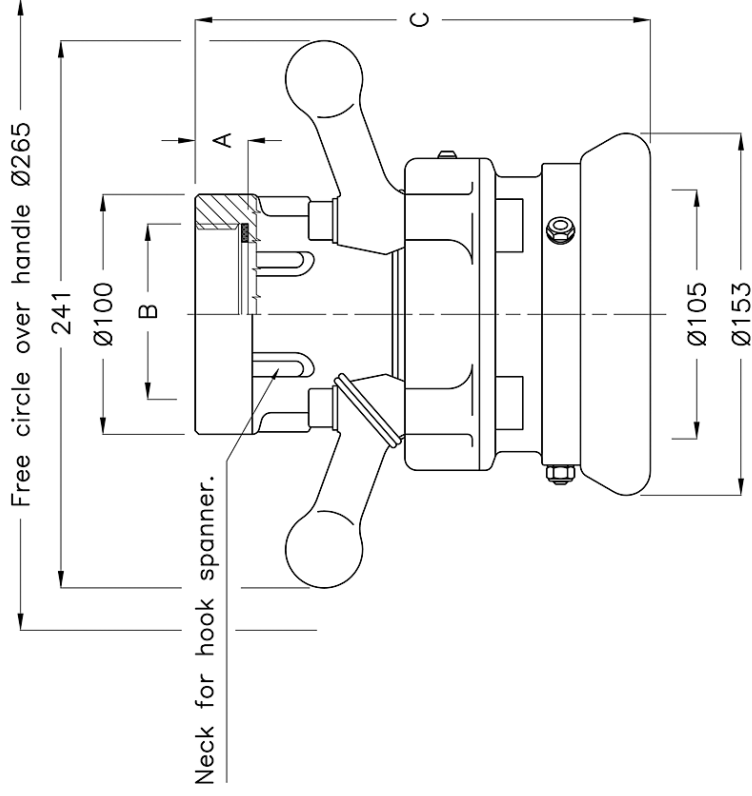


Max coupling pressure: 7 bar / 102 psi.

** Sealing material, see page 4

DN	NPS	D.Ø mm	B (connection)	Material	Code No.	Weight	WP Bar/Psi	TP Bar/Psi	Type	A	C	D	E	F	G	H
40	1½	70	EN 1092-1 PN 25/40 Type B	Stainless Steel	9167-44**	7,0 kg / 15,4 lb	25 / 365	37,5 / 545	-	-	204	-	-	-	-	-
50	2	70	EN 1092-1 PN 10/16 Type D	Stainless Steel	9078-44**	7,0 kg / 15,4 lb	16 / 232	37,5 / 545	-	-	204	-	-	-	-	-
50	2	70	EN 1092-1 PN 25/40 Type F	Stainless Steel	9206-44**	7,0 kg / 15,4 lb	25 / 365	37,5 / 545	-	-	206	-	-	-	-	-
50	2	70	ANSI B16.5 2" Class 300	Stainless Steel	9207-44**	7,0 kg / 15,4 lb	25 / 365	37,5 / 545	-	-	206	-	-	-	-	-
50	2	70	ANSI B16.5 2" Class 150	Stainless Steel	9208-44**	7,0 kg / 15,4 lb	16 / 232	37,5 / 545	-	-	203	-	-	-	-	-
50	2	70	EN 1092-1 PN 10/16 Type B	Stainless Steel	9216-44**	7,0 kg / 15,4 lb	16 / 232	37,5 / 545	-	-	202	-	-	-	-	-
50	2	70	EN 1092-1 PN 25/40 TypeB	Stainless Steel	9217-44**	7,0 kg / 15,4 lb	25 / 365	37,5 / 545	-	-	204	-	-	-	-	-
50	2	70	EN 1092-1 PN 25/40 Type C	Stainless Steel	9077-44**	7,0 kg / 15,4 lb	25 / 365	37,5 / 545	-	-	204	-	-	-	-	-

TODO-MATIC Hose units - coupling Ø 105



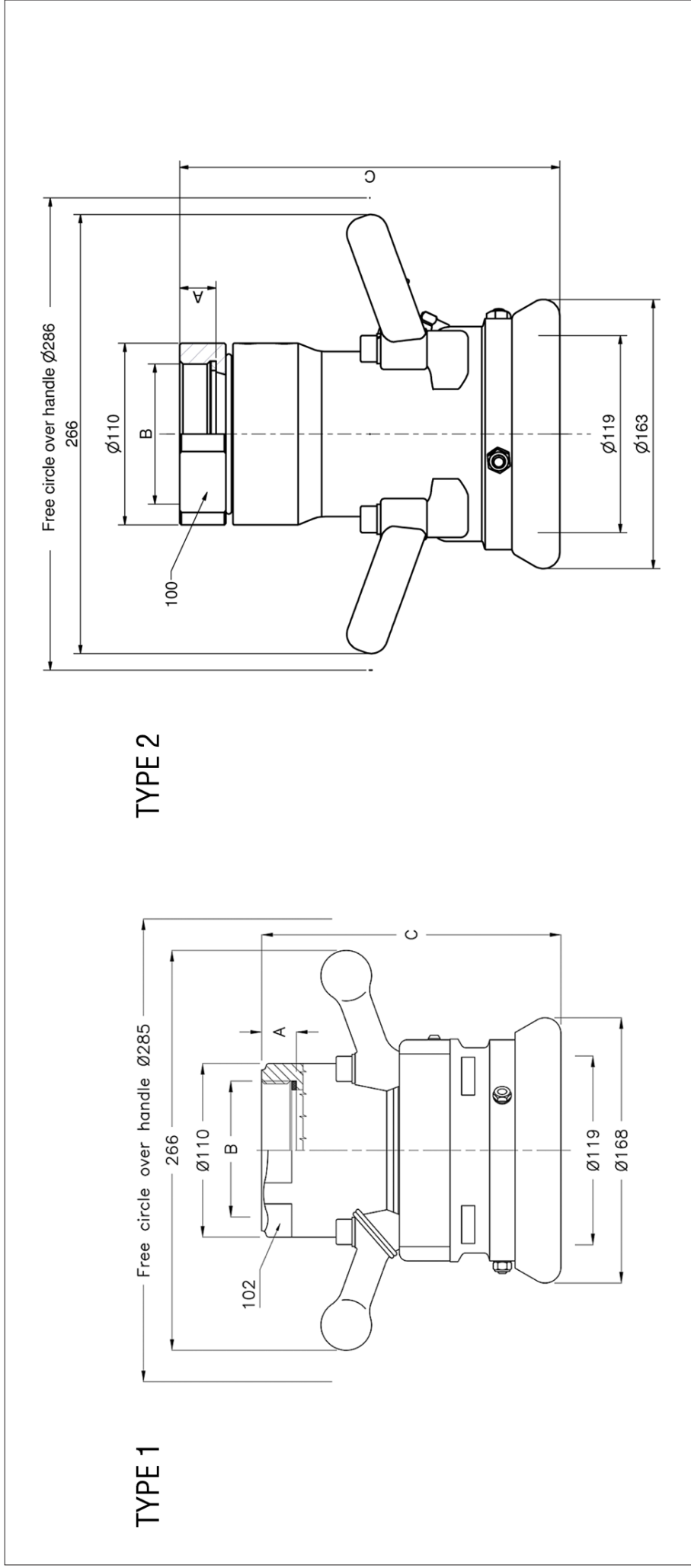
Max coupling pressure: 7 bar / 102 psi.

** Sealing material, see page 4

* NPT thread is a tapered pipe thread, tightening on the tread. Therefore there is no flat seal.

DN	NPS	D.Ø mm	B (connection)	Material	Code No.	Weight	WP Bar/Psi	TP Bar/Psi	Type	A	C	D	E	F	G	H
65	2½	105	BSP (ISO 228-G 2 1/2)	Aluminium	5332G-13**	4,3 kg / 9,5 lb	10 / 145	15 / 220	-	22	190					
65	2½	105	BSP (ISO 228-G 2 1/2)	Brass	5332G-24**	8,8 kg / 19,4 lb	10 / 145	15 / 220	-	22	190					
65	2½	105	BSP (ISO 228-G 2 1/2)	Stainless Steel	9250G-44**	7,4 kg / 16,3 lb	25 / 365	37,5 / 545	-	22	177					
65	2½	105	NPT (ANSI B2.1) *	Aluminium	7472G-13**	4,3 kg / 9,5 lb	10 / 145	15 / 220	-	30	216					
65	2½	105	NPT (ANSI B2.1) *	Brass	7472G-24**	8,8 kg / 19,4 lb	10 / 145	15 / 220	-	30	216					
65	2½	105	NPT (ANSI B2.1) *	Stainless Steel	9251G-44**	7,4 kg / 16,3 lb	25 / 365	37,5 / 545	-	30	208					
80	3	105	BSP (ISO 228-G 3)	Aluminium	5432G-13**	4,2 kg / 9,3 lb	10 / 145	15 / 220	-	22	190					
80	3	105	BSP (ISO 228-G 3)	Brass	5432G-24**	8,5 kg / 18,7 lb	10 / 145	15 / 220	-	22	190					
80	3	105	BSP (ISO 228-G 3)	Stainless Steel	9260G-44**	7,4 kg / 16,3 lb	25 / 365	37,5 / 545	-	22	180					
80	3	105	NPT (ANSI B2.1) *	Aluminium	7473G-13**	4,2 kg / 9,3 lb	10 / 145	15 / 220	-	32	200					
80	3	105	NPT (ANSI B2.1) *	Brass	7473G-24**	8,5 kg / 18,7 lb	10 / 145	15 / 220	-	32	200					
80	3	105	NPT (ANSI B2.1) *	Stainless Steel	9261G-44**	7,4 kg / 16,3 lb	25 / 365	37,5 / 545	-	32	187					

TODDO-MATIC Hose units - coupling Ø 119

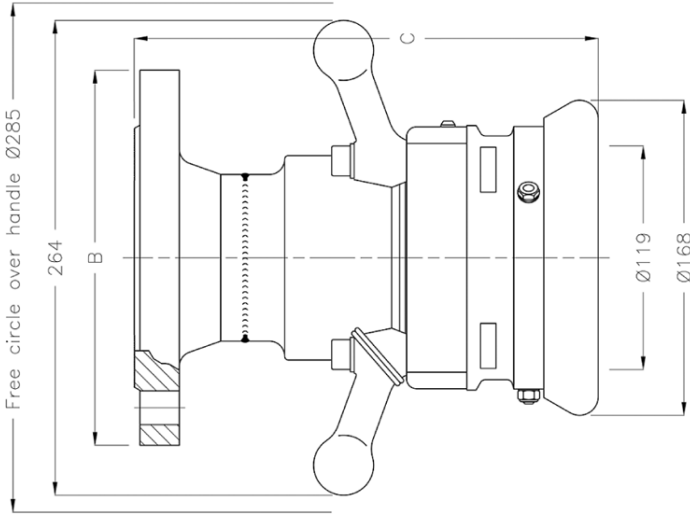


Max coupling pressure: 7 bar / 102 psi. * NPT thread is a tapered pipe thread, tightening on the tread. Therefore there is no flat seal.
** Sealing material, see page 4.

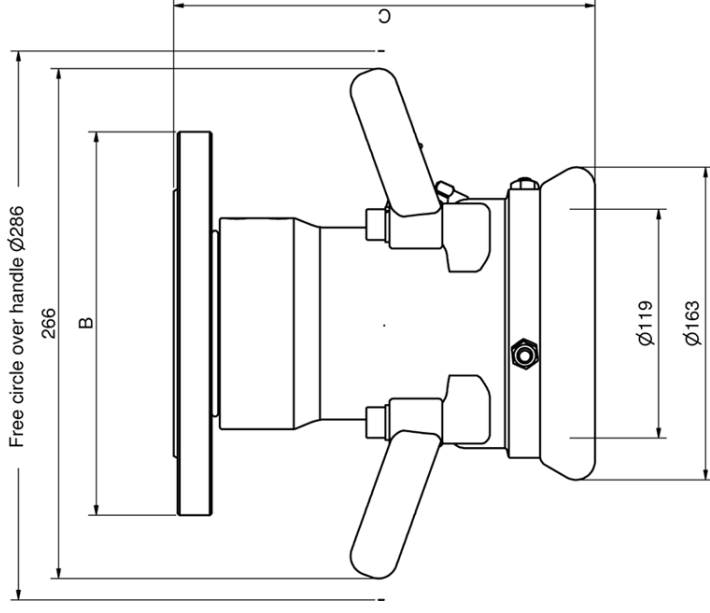
DN	NPS	D.Ø mm	B (connection)	Material	Code No.	Weight	WP Bar/Psi	TP Bar/Psi	Type	A	C	D	E	F	G	H
80	3	119	BSP (ISO 228-G 3)	Aluminium	5532F-13**	4,9 kg / 10,8 lb	10 / 145	15 / 220	1	22	190					
80	3	119	BSP (ISO 228-G 3)	Brass	5532F-24**	10,2 kg / 22,5 lb	10 / 145	15 / 220	1	22	190					
80	3	119	BSP (ISO 228-G 3)	Stainless Steel	4300-44**	9,8 kg / 21,6 lb	25 / 363	37,5 / 544	2	22	230					
80	3	119	BSP (ISO 228-G 3)	Stainless Steel	9300F-44**	8,8 kg / 19,4 lb	25 / 365	37,5 / 544	1	22	190					
80	3	119	NPT (ANSI B2.1) *	Aluminium	7475F-13**	4,9 kg / 10,8 lb	10 / 145	15 / 220	1	32	199					
80	3	119	NPT (ANSI B2.1) *	Brass	7475F-24**	10,2 kg / 22,5 lb	10 / 145	15 / 220	1	32	199					
80	3	119	NPT (ANSI B2.1) *	Stainless Steel	4301-44**	9,8 kg / 21,6 lb	25 / 363	37,5 / 544	2	32	240					
80	3	119	NPT (ANSI B2.1) *	Stainless Steel	9301F-44**	8,8 kg / 19,4 lb	25 / 363	37,5 / 544	1	32	199					

TODO-MATIC Hose units - coupling Ø 119

TYPE 1



TYPE 2

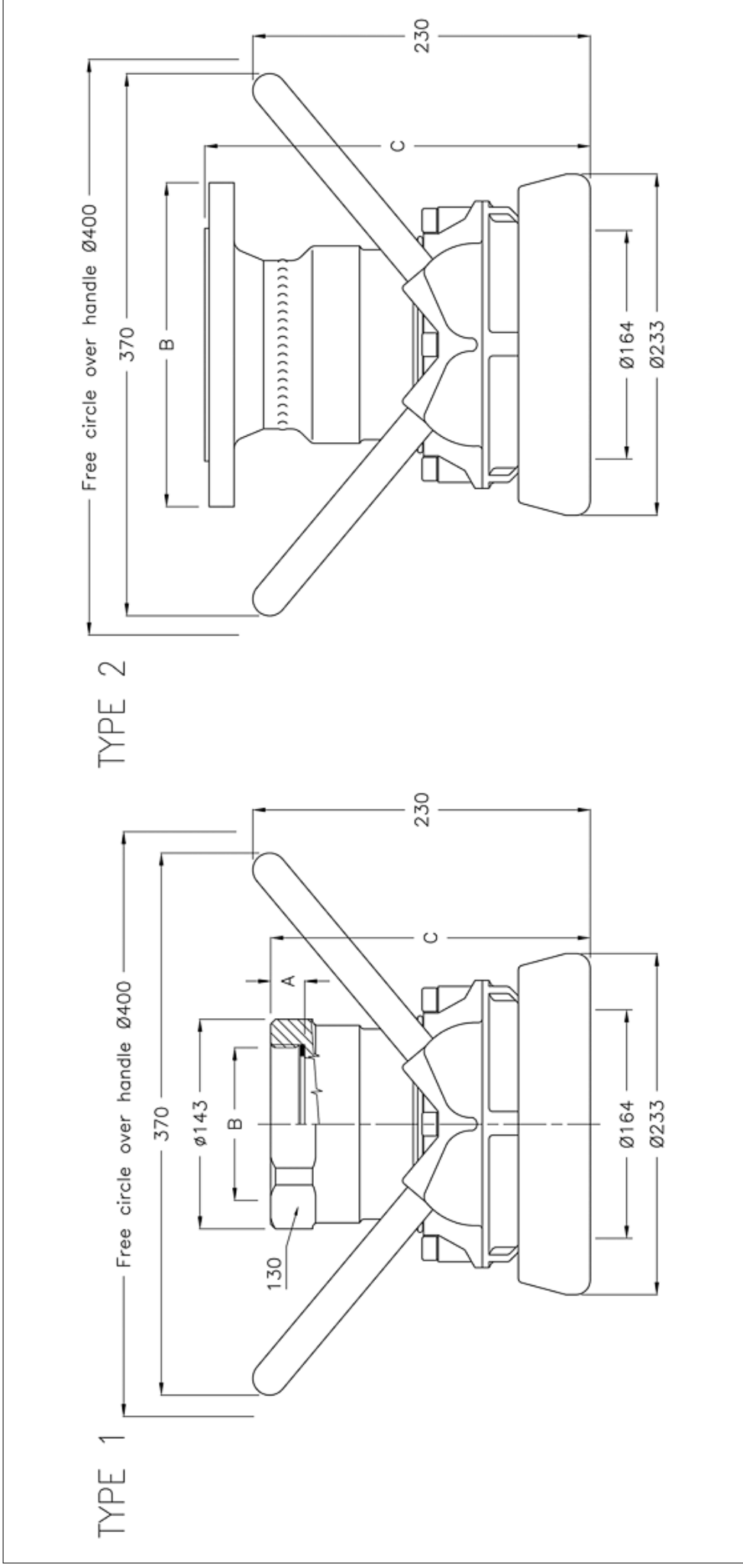


Max coupling pressure: 7 bar / 102 psi.

*** Sealing material, see page 4.

DN	NPS	D.Ø mm	B (connection)	Material	Code No.	Weight	WP Bar/Psi	TP Bar/Psi	Type	A	C	D	E	F	G	H
80	3	119	EN 1092-1 PN 10/16 Type B	Stainless Steel	4302-44**	13,0 kg / 28,7 lb	16 / 232	37,5 / 544	2	222						
80	3	119	EN 1092-1 PN 10/16 Type B	Stainless Steel	9316F-44**	13,5 kg / 29,8 lb	16 / 232	37,5 / 545	1	239						
80	3	119	EN 1092-1 PN 10/16 Type C	Stainless Steel	9088F-44**	13,5 kg / 29,8 lb	16 / 232	37,5 / 545	1	260						
80	3	119	EN 1092-1 PN 25/40 Type B	Stainless Steel	4303-44**	13,0 kg / 28,7 lb	25 / 363	37,5 / 544	2	226						
80	3	119	EN 1092-1 PN 25/40 Type B	Stainless Steel	9317F-44**	13,5 kg / 29,8 lb	25 / 365	37,5 / 545	1	247						
80	3	119	EN 1092-1 PN 25/24 Type C	Stainless Steel	9090F-44**	13,5 kg / 29,8 lb	25 / 365	37,5 / 545	1	247						
80	3	119	EN 1092-1 PN 25/40 Type F	Stainless Steel	4308-44**	13,1 kg / 28,9 lb	25 / 363	37,5 / 544	2	226						
80	3	119	EN 1092-1 PN 25/40 Type F	Stainless Steel	9367F-44**	13,6 kg / 30,0 lb	25 / 365	37,5 / 545	1	247						
80	3	119	ANSI B16.5 3" Class 150	Stainless Steel	4304-44**	13,7 kg / 30,2 lb	16 / 232	37,5 / 544	2	223						
80	3	119	ANSI B16.5 3" Class 150	Stainless Steel	9360F-44**	14,2 kg / 31,3 lb	16 / 232	37,5 / 545	1	259						
80	3	119	ANSI B16.5 3" Class 300	Stainless Steel	4305-44**	13,7 kg / 30,2 lb	25 / 363	37,5 / 544	2	231						
80	3	119	ANSI B16.5 3" Class 300	Stainless Steel	9361F-44**	14,2 kg / 31,3 lb	25 / 365	37,5 / 545	1	259						

TODO-MATIC Hose units - coupling Ø 164



Max coupling pressure: 6 bar / 102 psi.

* NPT thread is a tapered pipe thread, tightening on the tread. Therefore there is no flat seal.

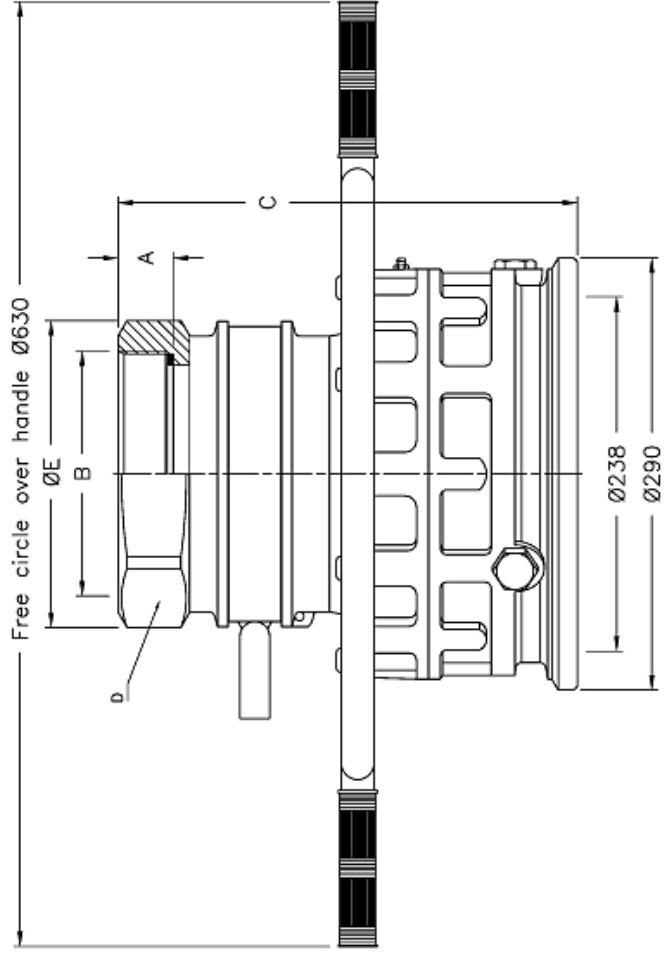
** Sealing material, see page 4

DN	NPS	D.Ø mm	B (connection)	Material	Code No.	Weight	WP Bar/Psi	TP Bar/Psi	Type	A	C	D	E	F	G	H
100	4	164	BSP (ISO 228-G 4)	Aluminium	5632H-13**	9,3 kg / 20,5 lb	10 / 145	15 / 220	1	24	220	-	-	-	-	-
100	4	164	BSP (ISO 228-G 4)	Brass	5632H-24**	20,5 kg / 45,2 lb	10 / 145	15 / 220	1	24	220	-	-	-	-	-
100	4	164	BSP (ISO 228-G 4)	Stainless Steel	9400-44**	19,4 kg / 42,8 lb	25 / 365	37,5 / 545	1	24	220	-	-	-	-	-
100	4	164	NPT (ANSI B2.1) *	Aluminium	7477H-13**	9,5 kg / 20,9 lb	10 / 145	15 / 220	1	34	230	-	-	-	-	-
100	4	164	NPT (ANSI B2.1) *	Brass	7477H-24**	20,7 kg / 45,6 lb	10 / 145	15 / 220	1	34	230	-	-	-	-	-
100	4	164	NPT (ANSI B2.1) *	Stainless Steel	9401-44**	19,9 kg / 42,8 lb	25 / 365	37,5 / 545	1	34	230	-	-	-	-	-
100	4	164	EN 1092-1 PN 10/16 Type B	Stainless Steel	9416-44**	20,0 kg / 44,1 lb	16 / 232	37,5 / 545	2	-	261	-	-	-	-	-

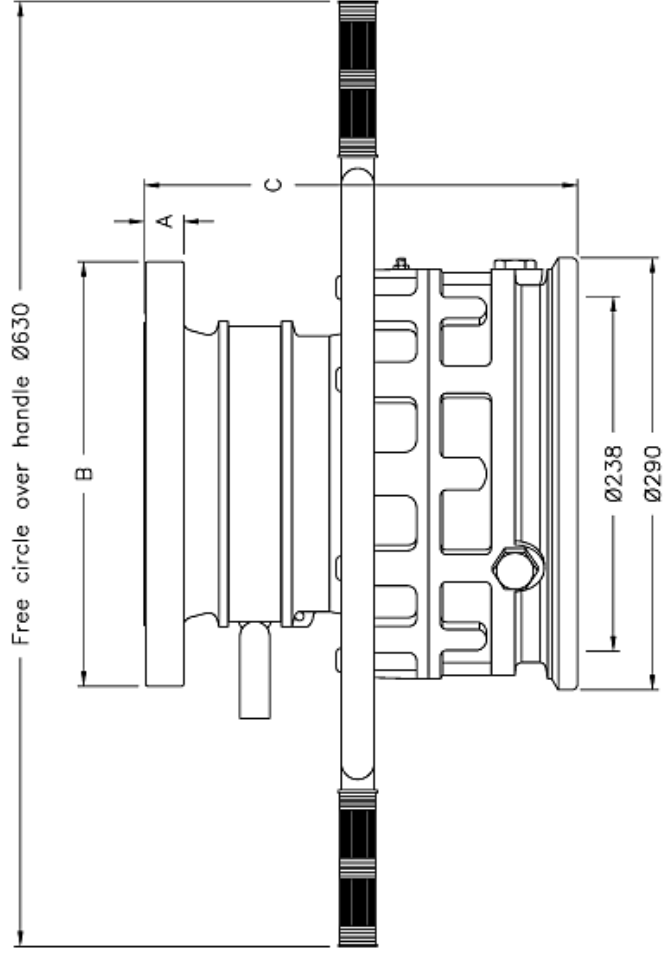
All rights to change without notice is reserved.

TODO-MATIC Hose units - coupling Ø 238

TYPE 1



TYPE 2



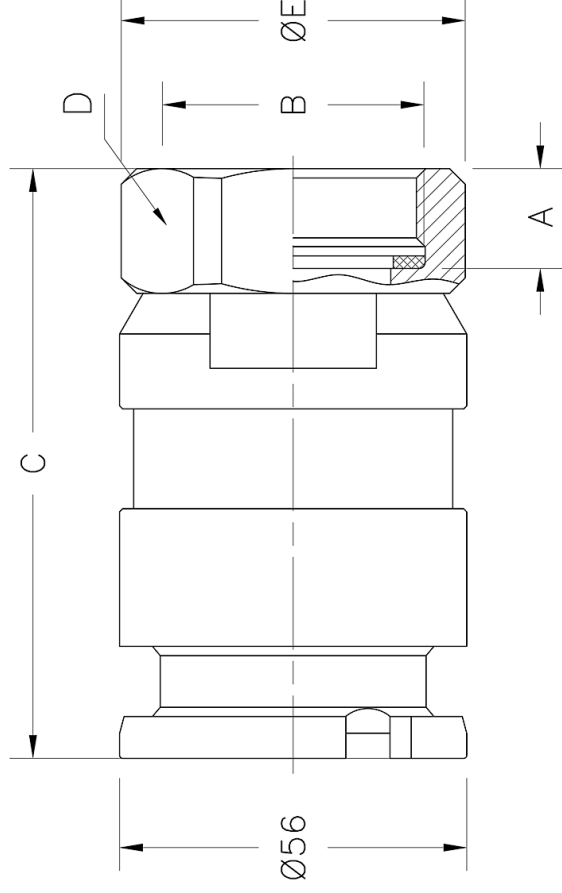
Max coupling pressure: 7 bar / 102 psi.
***Drilled according to Standard only

* NPT thread is a tapered pipe thread, tightening on the tread. Therefore there is no flat seal.
** Sealing material, see page 4

DN	NPS	D Ø mm	B (connection)	Material	Code No.	Weight	WP Bar/Psi	TP Bar/Psi	Type	A	C	D	E	F	G	H
150	6	238	BSP (ISO 228-G 6)	Aluminium	7200-14**	24,6 kg / 54,2 lb	10 / 145	15 / 220	1	35	308	190	205	-	-	-
150	6	238	BSP (ISO 228-G 6)	Brass	7200-24**	52,0 kg / 114,6 lb	10 / 145	15 / 220	1	35	308	190	205	-	-	-
150	6	238	BSP (ISO 228-G 6)	Stainless Steel	7200E-44**	48,2 kg / 106,3 lb	10 / 145	15 / 220	1	35	308	190	205	-	-	-
150	6	238	NPT (ANSI B2.1)	Aluminium	7201-14**	25,0 kg / 55,1 lb	10 / 145	15 / 220	1	37	308	190	205	-	-	-
150	6	238	NPT (ANSI B2.1) *	Brass	7201-24**	52,0 kg / 114,6 lb	10 / 145	15 / 220	1	37	308	190	205	-	-	-
150	6	238	NPT (ANSI B2.1) *	Stainless Steel	7201E-44**	48,2 kg / 106,3 lb	10 / 145	15 / 220	1	37	308	190	205	-	-	-
150	6	238	EN 1092-4*** PN 10/16 Type B	Aluminium	7202-14**	25,0 kg / 55,1 lb	10 / 145	15 / 220	2	24	280	-	-	-	-	-

All rights to change without notice is reserved.

TODO-MATIC Tank units - coupling Ø 56



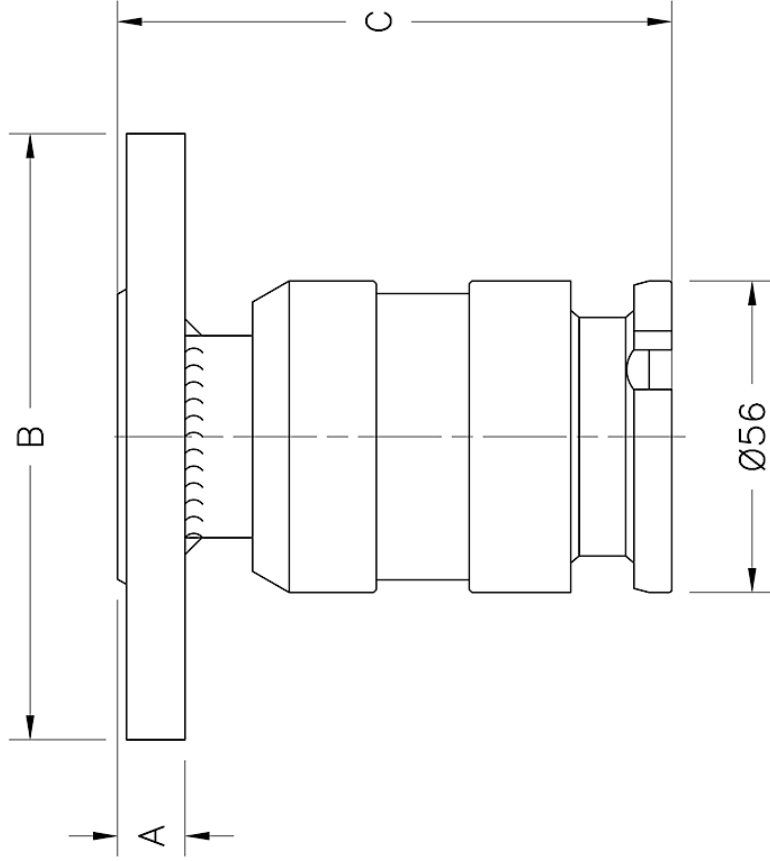
Max coupling pressure: 7 bar / 102 psi.

* NPT thread is a tapered pipe thread, tightening on the tread. Therefore there is no flat seal.

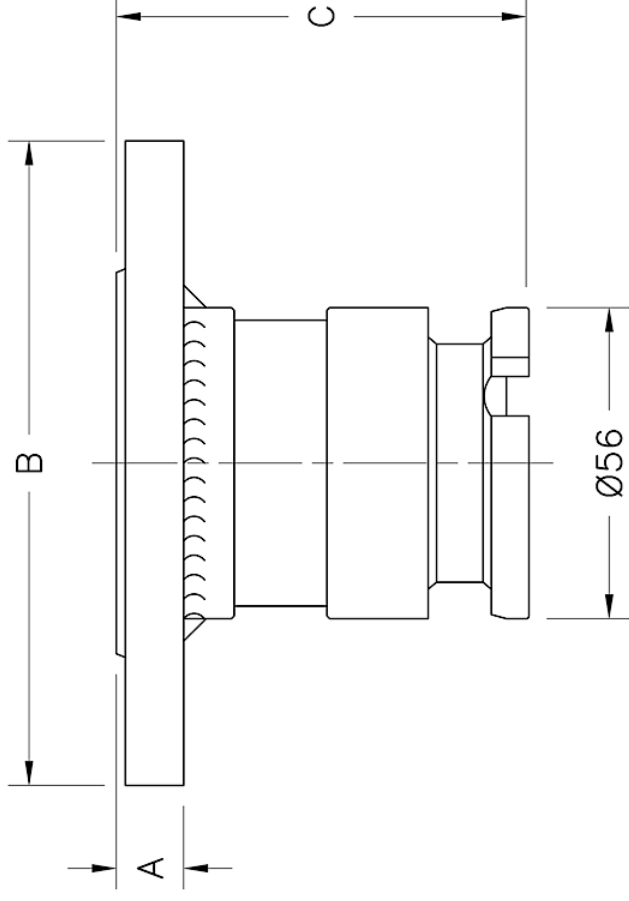
**Sealing material, see page 4

DN	NPS	D.Ø mm	B (connection)	Material	Code No.	Weight	WP Bar/Psi	TP Bar/Psi	Type	A	C	D	E	F	G	H
19	¾	56	BSP (ISO 228-G 3/4)	Aluminium	5823A-11**	0,3 kg / 0,7 lb	10 / 145	15 / 220	-	12	86,5	42	47			
19	¾	56	BSP (ISO 228-G 3/4)	Brass	5823A-22**	0,8 kg / 1,8 lb	10 / 145	15 / 220	-	12	86,5	42	47			
19	¾	56	BSP (ISO 228-G 3/4)	Stainless Steel	5823A-44**	0,7 kg / 1,5 lb	25 / 365	37,5 / 545	-	12	86,5	42	47			
19	¾	56	NPT (ANSI B2.1) *	Aluminium	7450A-11**	0,3 kg / 0,7 lb	10 / 145	15 / 220	-	18	92	42	47			
19	¾	56	NPT (ANSI B2.1) *	Brass	7450A-22**	0,8 kg / 1,8 lb	10 / 145	15 / 220	-	18	92	42	47			
19	¾	56	NPT (ANSI B2.1) *	Stainless Steel	7450A-44**	0,8 kg / 1,8 lb	25 / 365	37,5 / 545	-	18	92	42	47			
25	1	56	BSP (ISO 228-G 1)	Aluminium	4942A-11**	0,3 kg / 0,7 lb	10 / 145	15 / 220	-	12	82,5	42	45			
25	1	56	BSP (ISO 228-G 1)	Brass	4942A-22**	0,8 kg / 1,8 lb	10 / 145	15 / 220	-	12	82,5	42	45			
25	1	56	BSP (ISO 228-G 1)	Stainless Steel	4942A-44**	0,8 kg / 1,8 lb	25 / 365	37,5 / 545	-	12	82,5	42	45			
25	1	56	NPT (ANSI B2.1) *	Aluminium	7451A-11**	0,3 kg / 0,7 lb	10 / 145	15 / 220	-	21	91	42	45			
25	1	56	NPT (ANSI B2.1) *	Brass	7451A-22**	0,8 kg / 1,8 lb	10 / 145	15 / 220	-	21	91	42	45			
25	1	56	NPT (ANSI B2.1) *	Stainless Steel	7451A-44**	0,7 kg / 1,5 lb	25 / 365	37,5 / 545	-	21	91	42	45			
32	1¼	56	BSP (ISO 228-G 1 1/4)	Aluminium	4992A-11**	0,3 kg / 0,7 lb	10 / 145	15 / 220	-	16	94,5	50	55			
32	1¼	56	BSP (ISO 228-G 1 1/4)	Brass	4992A-22**	0,9 kg / 2,0 lb	10 / 145	15 / 220	-	16	94,5	50	55			
32	1¼	56	BSP (ISO 228-G 1 1/4)	Stainless Steel	4992A-44**	0,7 kg / 1,5 lb	25 / 365	37,5 / 545	-	16	94,5	50	55			
32	1¼	56	NPT (ANSI B2.1) *	Aluminium	7452A-11**	0,3 kg / 0,7 lb	10 / 145	15 / 220	-	21	99,5	50	55			
32	1¼	56	NPT (ANSI B2.1) *	Brass	7452A-22**	0,8 kg / 1,8 lb	10 / 145	15 / 220	-	21	99,5	50	55			
32	1¼	56	NPT (ANSI B2.1) *	Stainless Steel	7452A-44**	0,7 kg / 1,5 lb	25 / 365	37,5 / 545	-	21	99,5	50	55			

TYPE 1



TYPE 2

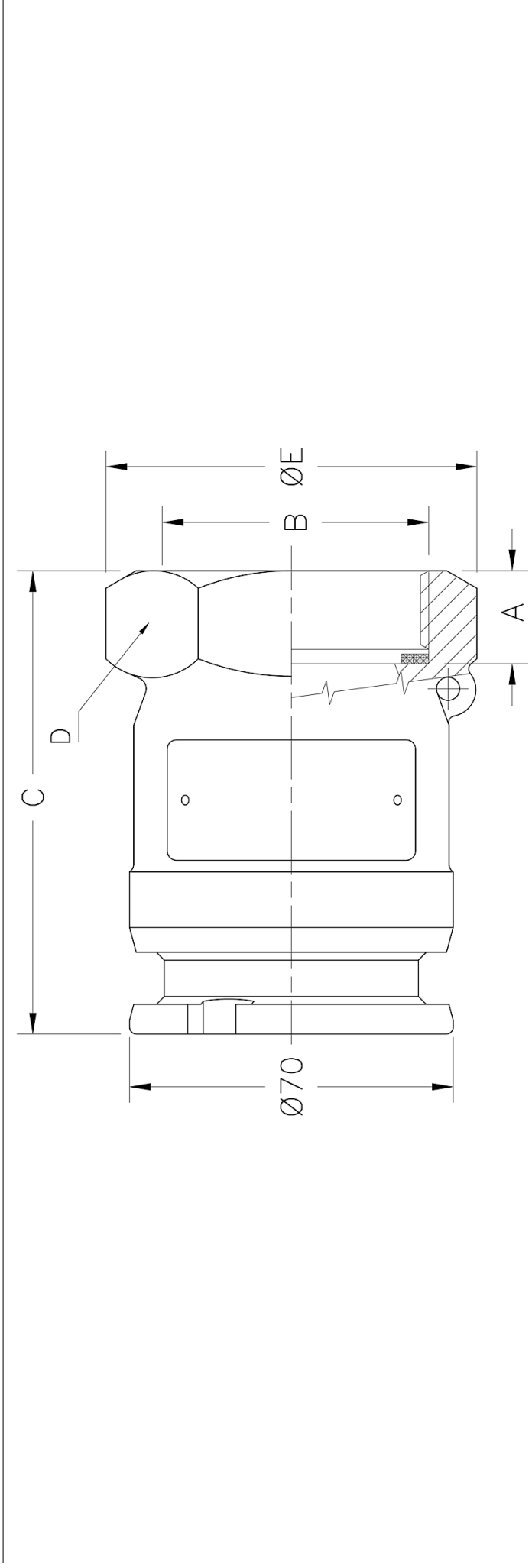


Max coupling pressure: 7 bar / 102 psi.

**Sealing material, see page 4

DN	NPS	D.Ø mm	EN 1092-1 PN 10/16 - 25/40	B (connection)	Material	Code No.	Weight	WP Bar/Psi	TP Bar/Psi	Type	A	C	D	E	F	G	H
20	¾	56	EN 1092-1 PN 10/16 - 25/40	Type B	Stainless Steel	4867A-44**	1,4 kg / 3,1 lb	25 / 365	37,5 / 545	1	16	103	-	-	-	-	-
25	1	56	EN 1092-1 PN 10/16 - 25/40	Type B	Stainless Steel	4868A-44**	1,4 kg / 3,1 lb	25 / 365	37,5 / 545	2	12	73,5	-	-	-	-	-
40	1½	56	EN 1092-1 PN 10/16 - 25/40	Type B	Stainless Steel	4870A-44**	2,0 kg / 4,4 lb	25 / 365	37,5 / 545	2	12	73,5	-	-	-	-	-
50	2	56	EN 1092-1 PN 10/16	Type B	Stainless Steel	4879A-44**	2,9 kg / 6,4 lb	16 / 232	37,5 / 545	2	12	73,5	-	-	-	-	-
25	1	56	EN 1092-1 PN 10/16 - 25/40	Type C	Stainless Steel	4897A-44**	1,4 kg / 3,1 lb	25 / 365	37,5 / 545	2	18	79,5	-	-	-	-	-
50	2	56	EN 1092-1 PN 25/40	Type E	Stainless Steel	7601A-44**	2,6 kg / 5,7 lb	25 / 365	37,5 / 545	2	20	81,5	-	-	-	-	-
20	¾	56	ANSI B16.5 ¾" Class 150		Stainless Steel	4863A-44**	1,2 kg / 2,6 lb	16 / 232	37,5 / 545	1	12	98,5	-	-	-	-	-
25	1	56	ANSI B16.5 1" Class 150		Stainless Steel	4864A-44**	1,4 kg / 3,1 lb	16 / 232	37,5 / 545	1	12	98,5	-	-	-	-	-
40	1½	56	ANSI B16.5 1½" Class 150		Stainless Steel	4866A-44**	1,6 kg / 3,5 lb	16 / 232	37,5 / 545	2	12	73,5	-	-	-	-	-
25	1	56	ANSI B16.5 1" Class 300		Stainless Steel	4859A-44**	1,5 kg / 3,3 lb	25 / 365	37,5 / 545	2	17,5	79	-	-	-	-	-

TODO-MATIC Tank units - coupling Ø 70



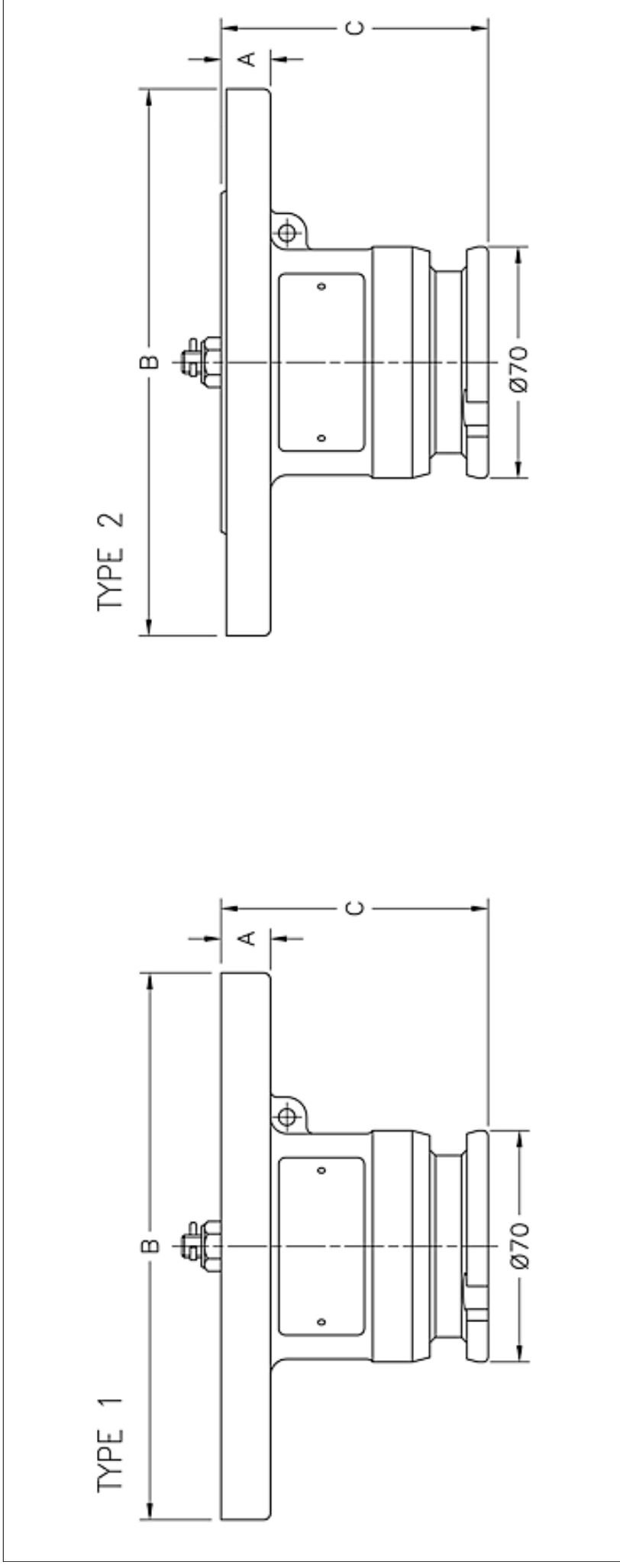
Max coupling pressure: 7 bar / 102 psi.

* NPT thread is a tapered pipe thread, tightening on the tread. Therefore there is no flat seal.

**Sealing material, see page 4

DN	NPS	D.Ø mm	B (connection)	Material	Code No.	Weight	WP Bar/Psi	TP Bar/Psi	Type	A	C	D	E	F	G	H
40	1½	70	BSP (ISO 228-G 1 1/2")	Aluminium	5001-11**	0,5 kg / 1,1 lb	10 / 145	15 / 220	-	18	105	57	65			
40	1½	70	BSP (ISO 228-G 1 1/2")	Brass	5001-22**	1,3 kg / 2,9 lb	10 / 145	15 / 220	-	18	105	57	65			
40	1½	70	BSP (ISO 228-G 1 1/2")	Stainless Steel	5001A-44**	1,8 kg / 4,0 lb	25 / 365	37,5 / 545	-	18	108	69	79			
40	1½	70	NPT (ANSI B2.1) *	Aluminium	7466-11**	0,4 kg / 0,9 lb	10 / 145	15 / 220	-	21	107	57	65			
40	1½	70	NPT (ANSI B2.1) *	Brass	7466-22**	1,2 kg / 2,6 lb	10 / 145	15 / 220	-	21	107	57	65			
40	1½	70	NPT (ANSI B2.1) *	Stainless Steel	7466A-44**	1,8 kg / 4,0 lb	25 / 365	37,5 / 545	-	21	110	69	79			
50	2	70	(ISO 228-G 2)	Aluminium	5002-11**	0,4 kg / 0,9 lb	10 / 145	15 / 220	-	19	100	69	79			
50	2	70	(ISO 228-G 2)	Brass	5002-22**	1,4 kg / 3,1 lb	10 / 145	15 / 220	-	19	100	69	79			
50	2	70	(ISO 228-G 2)	Stainless Steel	5002E-44**	1,8 kg / 4,0 lb	25 / 365	37,5 / 545	-	19	100	69	79			
50	2	70	(ANSI B2.1) *	Aluminium	7467-11**	0,5 kg / 1,1 lb	10 / 145	15 / 220	-	21.5	102	69	79			
50	2	70	(ANSI B2.1) *	Brass	7467-22**	1,3 kg / 2,9 lb	10 / 145	15 / 220	-	21.5	102	69	79			
50	2	70	(ANSI B2.1) *	Stainless Steel	7467E-44**	1,8 kg / 4,0 lb	25 / 365	37,5 / 545	-	21.5	103	69	79			
50	2	70	S60 x 6	Aluminium	7095-11**	1,7 kg / 3,7 lb	10 / 145	15 / 220	-	19	103	70	75			
50	2	70	S60 x 6	Brass	7095-44**	3,7 kg / 8,2 lb	25 / 365	37,5 / 545	-	19	103	70	75			
50	2	70	W2" - 7 Female Threads	Aluminium	8298-11**	0,5 kg / 1,1 lb	10 / 145	15 / 220	-	19	100	68	80			
50	2	70	W2" - 7 Female Threads	Brass	8298-22**	1,4 kg / 3,1 lb	10 / 145	15 / 220	-	19	100	68	80			

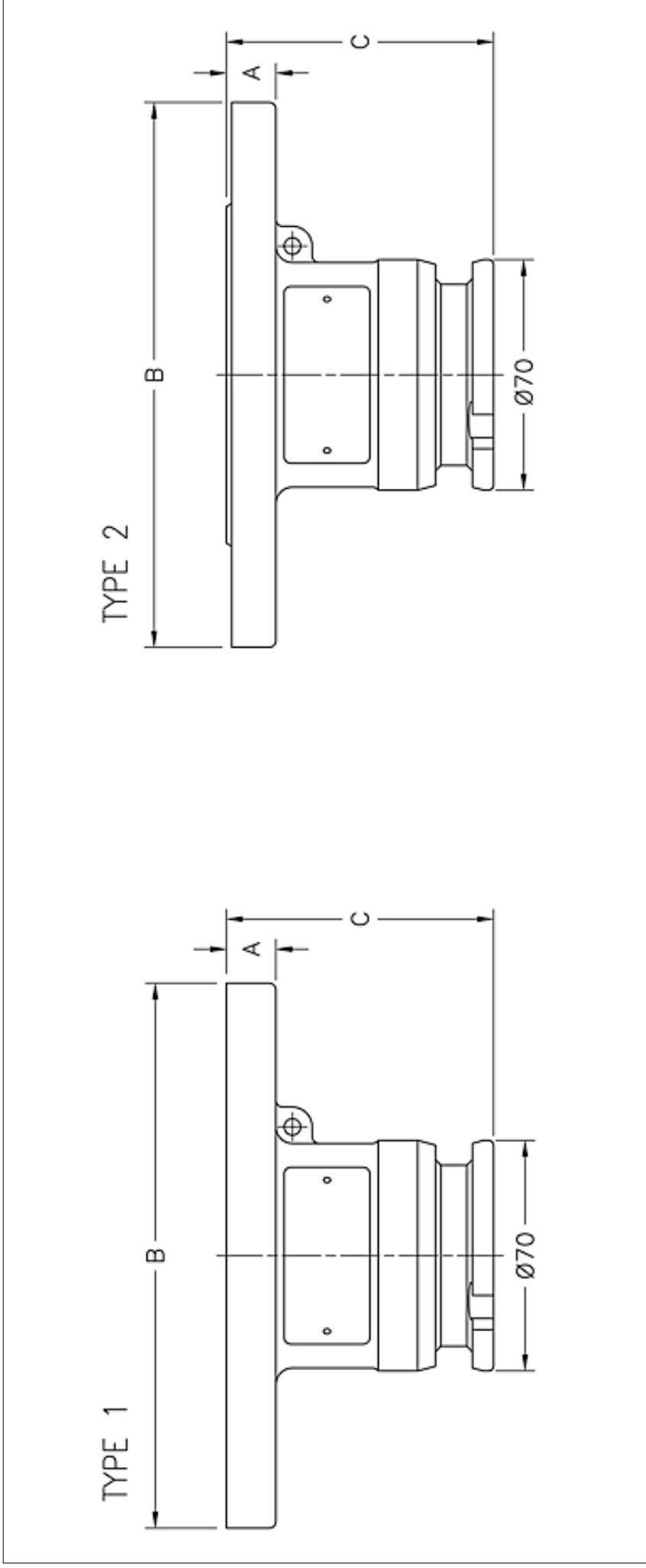
TODO-MATIC Tank units - coupling Ø 70



Max coupling pressure: 7 bar / 102 psi. *Drilled according to Standard only
**Sealing material, see page 4

DN	NPS	D.Ø mm	B (connection)	Material	Code No.	Weight	WP Bar/Psi	TP Bar/Psi	Type	A	C	D	E	F	G	H
50	2	70	Undrilled Ø165	Aluminium	5000-11**	1,1 kg / 2,4 lb	10 / 145	15 / 220	1	15	81					
50	2	70	Undrilled Ø165	Brass	5000-22**	2,0 kg / 4,4 lb	10 / 145	15 / 220	1	15	81					
40	1½	70	ANSI B16.5 1½" Class 150	Aluminium	5025-11**	0,7 kg / 1,5 lb	10 / 145	15 / 220	2	15	81					
40	1½	70	ANSI B16.5 1½" Class 150	Brass	5025-22**	2,0 kg / 4,4 lb	10 / 145	15 / 220	2	15	81					
80	3	70	TW1 (DIN 28459)	Aluminium	5108-11**	0,8 kg / 1,8 lb	10 / 145	15 / 220	1	15	81					
80	3	70	TW1 (DIN 28459)	Brass	5108-22**	2,2 kg / 4,9 lb	10 / 145	15 / 220	1	15	81					
50	2	70	ANSI B16.5 2" Class 150	Aluminium	5109-11**	0,9 kg / 2,0 lb	10 / 145	15 / 220	2	15	81					
50	2	70	ANSI B16.5 2" Class 150	Brass	5109-22**	2,8 kg / 6,2 lb	10 / 145	15 / 220	2	15	81					
40	1½	70	EN 1092-4* PN 10/16 Type B	Aluminium	5113-11**	0,9 kg / 2,0 lb	10 / 145	15 / 220	2	15	81					
40	1½	70	EN 1092-3* PN 10/16 Type B	Brass	5113-22**	3,1 kg / 6,8 lb	10 / 145	15 / 220	2	15	81					
50	2	70	EN 1092-4* PN 10/16 Type B	Aluminium	5114-11**	1,0 kg / 2,2 lb	10 / 145	15 / 220	2	15	81					
50	2	70	EN 1092-3* PN 10/16 Type B	Brass	5114-22***	3,1 kg / 6,8 lb	10 / 145	15 / 220	2	15	81					

TODO-MATIC Tank units - coupling Ø 70

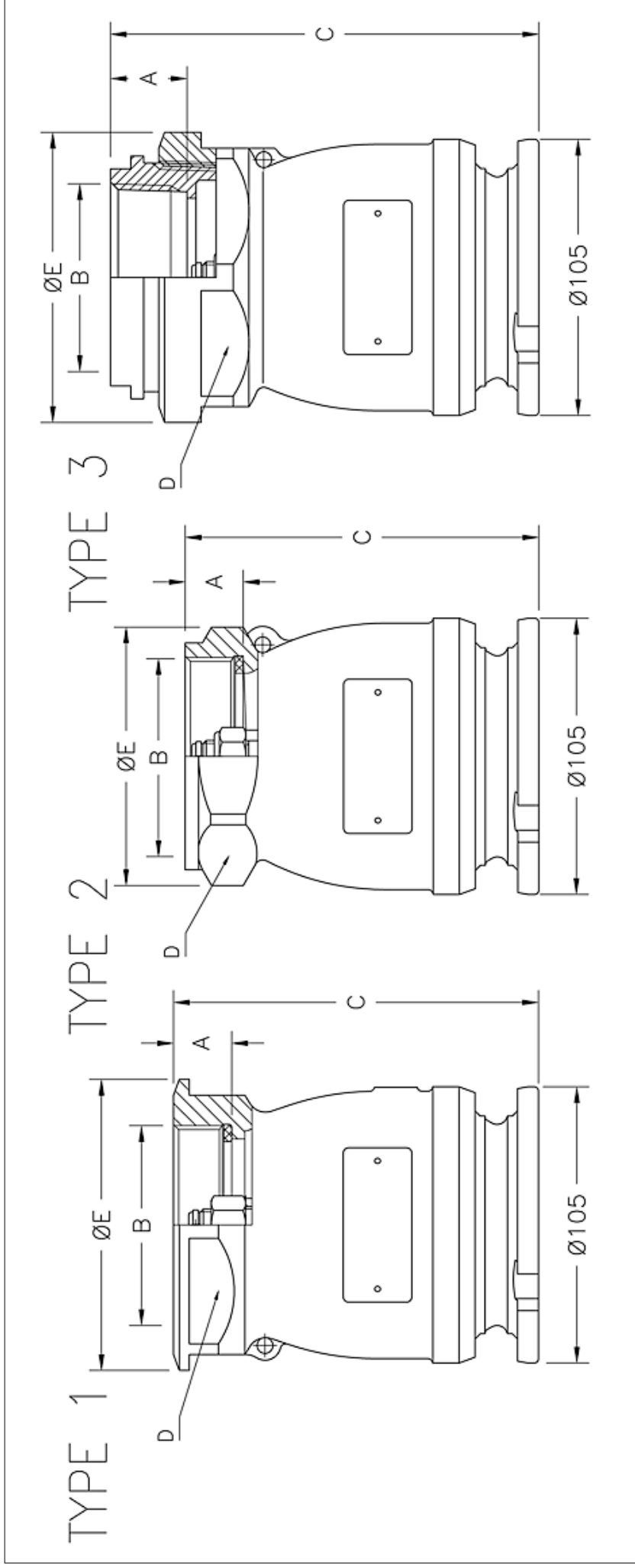


Max coupling pressure: 7 bar / 102 psi.

**Sealing material, see page 4

DN	NPS	D.Ø mm	B (connection)	Material	Code No.	Weight	WP Bar/Psi	TP Bar/Psi	Type	A	C	D	E	F	G	H
50	2	70	Undrilled Ø165	Stainless Steel	5000E-44**	4,1 kg / 9,0 lb	25 / 365	37,5 / 545	1	20	86	-	-	-	-	-
40	1½	70	ANSI B16.5 1½" Class 150	Stainless Steel	5025E-44**	2,1 kg / 4,6 lb	16 / 232	37,5 / 545	2	20	86	-	-	-	-	-
80	3	70	TW1 (DIN 28459)	Stainless Steel	5108E-44**	3,5 kg / 7,7 lb	10 / 145	37,5 / 545	1	20	86	-	-	-	-	-
50	2	70	ANSI B16.5 2" Class 150	Stainless Steel	5109E-44**	2,9 kg / 6,4 lb	16 / 232	37,5 / 545	2	20	86	-	-	-	-	-
40	1½	70	EN 1092-1 PN 10/16 - 25/40 Type B	Stainless Steel	5113E-44**	2,9 kg / 6,4 lb	25 / 365	37,5 / 545	2	20	86	-	-	-	-	-
50	2	70	EN 1092-1 PN 10/16 Type B	Stainless Steel	5114E-44**	2,9 kg / 6,4 lb	16 / 232	37,5 / 545	2	20	86	-	-	-	-	-
50	2	70	ANSI B16.5 2" Class 300	Stainless Steel	7109E-44**	2,9 kg / 6,4 lb	25 / 365	37,5 / 545	2	20	86	-	-	-	-	-
40	1½	70	ANSI B16.5 1½" Class 300	Stainless Steel	5300E-44**	3,5 kg / 7,7 lb	25 / 365	37,5 / 545	2	20	86	-	-	-	-	-
50	2	70	EN 1092-1 PN 25/40 Type F	Stainless Steel	7500E-44**	3,5 kg / 7,7 lb	25 / 365	37,5 / 545	2	20	86	-	-	-	-	-
50	2	70	EN 1092-1 PN 25/40 Type E	Stainless Steel	7501E-44**	3,5 kg / 7,7 lb	25 / 365	37,5 / 545	2	20	86	-	-	-	-	-
50	2	70	EN 1092-1 PN 25/40 Type B	Stainless Steel	7502E-44**	3,3 kg / 7,3 lb	25 / 365	37,5 / 545	2	20	86	-	-	-	-	-

TODO-MATIC Tank units - coupling Ø 105



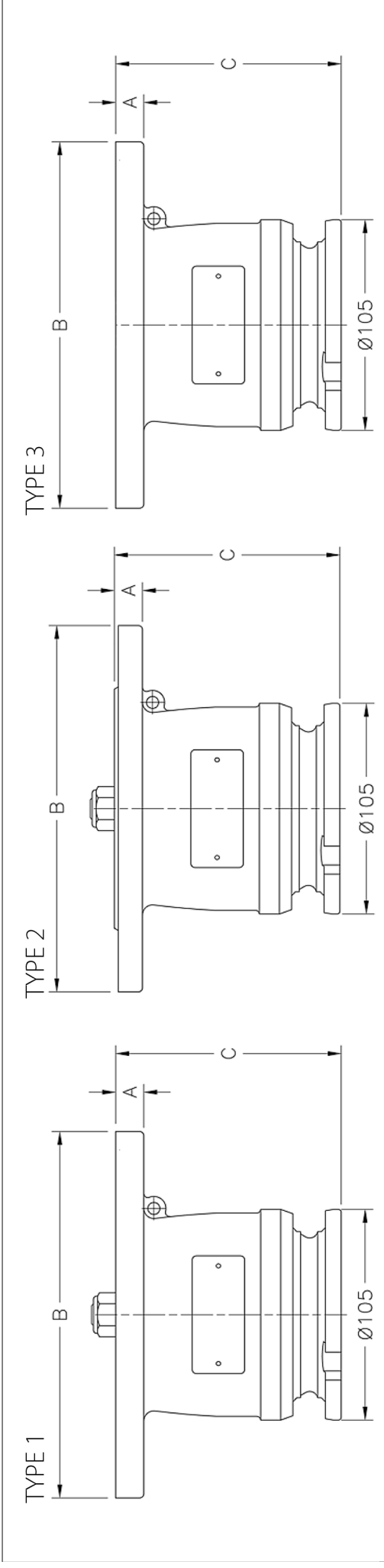
Max coupling pressure: 7 bar / 102 psi.

* NPT thread is a tapered pipe thread, tightening on the tread. Therefore there is no flat seal.

**Sealing material, see page 4

DN	NPS	D.Ø mm	B (connection)	Material	Code No.	Weight	WP Bar/Psi	TP Bar/Psi	Type	A	C	D	E	F	G	H
65	2 1/4	105	BSP (ISO 228-G 2 1/2)	Aluminium	5331C-11**	1,0 kg / 2,2 lb	10 / 145	15 / 220	2	22	134	86	98	-	-	-
65	2 1/4	105	BSP (ISO 228-G 2 1/2)	Brass	5331C-22**	3,0 kg / 6,6 lb	10 / 145	15 / 220	2	22	134	86	98	-	-	-
65	2 1/4	105	BSP (ISO 228-G 2 1/2)	Stainless Steel	5331X-44**	2,9 kg / 6,4 lb	25 / 365	37,5 / 545	1	22,5	138	98	110	-	-	-
65	2 1/4	105	NPT (ANSI B2.1) *	Aluminium	7470C-11**	1,6 kg / 3,5 lb	10 / 145	15 / 220	3	29	162	98	110	-	-	-
65	2 1/4	105	NPT (ANSI B2.1) *	Brass	7470C-22**	3,4 kg / 7,5 lb	10 / 145	15 / 220	3	29	162	98	110	-	-	-
65	2 1/4	105	NPT (ANSI B2.1) *	Stainless Steel	7470X-44*	3,0 kg / 6,6 lb	25 / 365	37,5 / 545	3	29	162	98	110	-	-	-
80	3	105	BSP (ISO 228-G3)	Aluminium	5431C-11**	0,9 kg / 2,0 lb	10 / 145	15 / 220	1	22	134	98	110	-	-	-
80	3	105	BSP (ISO 228-G3)	Brass	5431C-22**	2,9 kg / 6,4 lb	10 / 145	15 / 220	1	22	134	98	110	-	-	-
80	3	105	BSP (ISO 228-G3)	Stainless Steel	5431X-44**	2,7 kg / 6,0 lb	25 / 365	37,5 / 545	1	22	134	98	110	-	-	-
80	3	105	NPT (ANSI B2.1) *	Aluminium	7471C-11**	0,9 kg / 2,0 lb	10 / 145	15 / 220	1	32	144	98	110	-	-	-
80	3	105	NPT (ANSI B2.1) *	Brass	7471C-22**	2,8 kg / 6,2 lb	10 / 145	15 / 220	1	32	144	98	110	-	-	-
80	3	105	NPT (ANSI B2.1) *	Stainless Steel	7471X-44**	2,5 kg / 5,5 lb	25 / 365	37,5 / 545	1	32	144	98	110	-	-	-

TODO-MATIC Tank units - coupling Ø 105

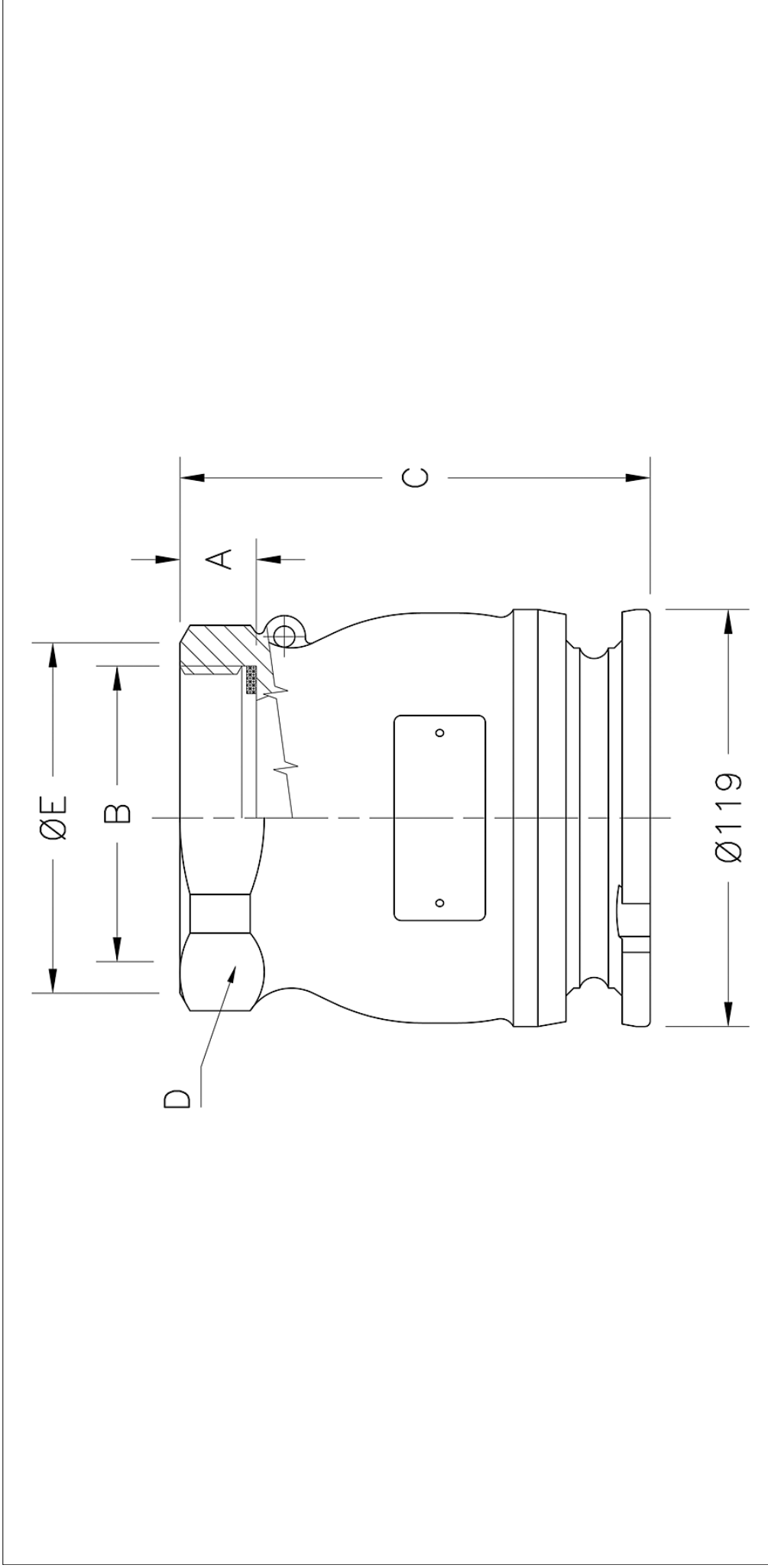


Max coupling pressure: 7 bar / 102 psi. *Drilled according to Standard only

**Sealing material, see page 4

DN	NPS	D.Ø mm	B (connection)	Material	Code No.	Weight	WP Bar/Psi	TP Bar/Psi	Type	A	C	D	E	F	G	H
65	2½	105	Undrilled Ø182	Aluminium	5400C-11**	1,5 kg / 3,3 lb	10 / 145	15 / 220	1	14	112	-	-	-	-	-
65	2½	105	Undrilled Ø182	Brass	5400C-22**	4,8 kg / 10,6 lb	10 / 145	15 / 220	1	14	112	-	-	-	-	-
65	2½	105	Undrilled Ø182	Stainless Steel	5400D-44**	4,0 kg / 8,8 lb	25 / 365	37,5 / 545	1	14	112	-	-	-	-	-
65	2½	105	EN 1092-4* PN 10/16 Type B	Aluminium	5329C-11**	1,4 kg / 3,1 lb	10 / 145	15 / 220	2	14	112	-	-	-	-	-
65	2½	105	EN 1092-3* PN 10/16 Type B	Brass	5329C-22**	4,6 kg / 10,1 lb	10 / 145	15 / 220	2	14	112	-	-	-	-	-
65	2½	105	EN 1092-1 PN 10/16 Type B	Stainless Steel	5329D-44**	3,9 kg / 8,6 lb	16 / 232	37,5 / 545	2	18	112	-	-	-	-	-
65	2½	105	ANSI B16.5 2½" Class 150	Aluminium	5306C-11**	1,5 kg / 3,3 lb	10 / 145	15 / 220	2	14	112	-	-	-	-	-
65	2½	105	ANSI B16.5 2½" Class 150	Brass	5306C-22**	4,6 kg / 10,1 lb	10 / 145	15 / 220	2	14	112	-	-	-	-	-
65	2½	105	ANSI B16.5 2½" Class 150	Stainless Steel	5306D-44**	4,0 kg / 8,8 lb	16 / 232	37,5 / 545	2	17,5	116	-	-	-	-	-
80	3	105	EN 1092-4* PN 10/16 Type B	Aluminium	5340C-11**	2,0 kg / 4,4 lb	10 / 145	15 / 220	2	14	112	-	-	-	-	-
80	3	105	EN 1092-3* PN 10/16 Type B	Brass	5340C-22**	5,2 kg / 11,5 lb	10 / 145	15 / 220	2	14	112	-	-	-	-	-
80	3	105	EN 1092-1 PN 25/40 Type B	Stainless Steel	5340D-44**	4,6 kg / 10,1 lb	16 / 232	37,5 / 545	2	23,5	116	-	-	-	-	-
80	3	105	ANSI B16.5 3" Class 150	Aluminium	5405C-11**	1,5 kg / 3,3 lb	10 / 145	15 / 220	2	14	112	-	-	-	-	-
80	3	105	ANSI B16.5 3" Class 150	Brass	5405C-22**	4,6 kg / 10,1 lb	10 / 145	15 / 220	2	14	112	-	-	-	-	-
80	3	105	ANSI B16.5 3" Class 150	Stainless Steel	5405D-44**	4,0 kg / 8,8 lb	16 / 232	37,5 / 545	2	23,5	116	-	-	-	-	-
80	3	105	TW1 (DIN 28459)	Aluminium	5330C-11**	1,3 kg / 2,9 lb	10 / 145	15 / 220	1	14	112	-	-	-	-	-
80	3	105	TW1 (DIN 28459)	Brass	5330C-22**	4,3 kg / 9,5 lb	10 / 145	15 / 220	1	14	112	-	-	-	-	-
80	3	105	TW1 (DIN 28459)	Stainless Steel	5330D-44**	3,3 kg / 7,3 lb	10 / 145	37,5 / 545	1	14	116	-	-	-	-	-
100	4	105	TW3 (DIN 28459)	Aluminium	7137C-11**	1,4 kg / 3,1 lb	10 / 145	15 / 220	1	14	112	-	-	-	-	-
100	4	105	TW3 (DIN 28459)	Brass	7137C-22**	4,5 kg / 9,9 lb	10 / 145	15 / 220	1	14	112	-	-	-	-	-
100	4	105	TW3 (DIN 28459)	Stainless Steel	7137D-44**	3,3 kg / 7,3 lb	10 / 145	15 / 218	3	14	116	-	-	-	-	-

TODO-MATIC Tank units - coupling Ø 119



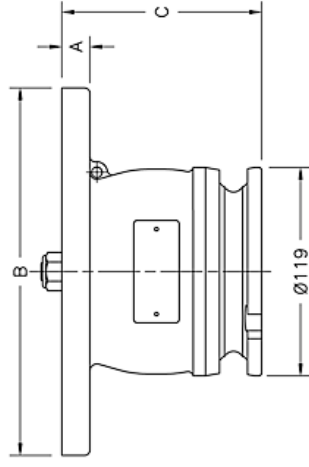
Max coupling pressure: 7 bar / 102 psi.
**Sealing material, see page 4

* NPT thread is a tapered pipe thread, tightening on the tread. Therefore there is no flat seal.

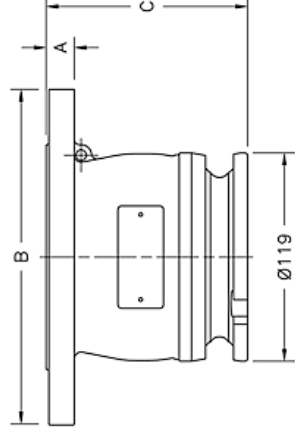
DN	NPS	D.Ø mm	B (connection)	Material	Code No.	Weight	WP Bar/Psi	TP Bar/Psi	Type	A	C	D	E	F	G	H
80	3	119	BSP (ISO 228 - G 3)	Aluminium	5531C-11**	1,2 kg / 2,6 lb	10 / 145	15 / 220	-	22	134	101	110	-	-	-
80	3	119	BSP (ISO 228 - G 3)	Brass	5531C-22**	3,5 kg / 7,7 lb	10 / 145	15 / 220	-	22	134	101	110	-	-	-
80	3	119	BSP (ISO 228 - G 3)	Stainless Steel	5531X-44**	3,7 kg / 8,2 lb	25 / 365	37,5 / 545	-	22	134	101	110	-	-	-
80	3	119	NPT (ANSI B2.1)*	Aluminium	7474C-11**	1,2 kg / 2,6 lb	10 / 145	15 / 220	-	32	144	101	110	-	-	-
80	3	119	NPT (ANSI B2.1)*	Brass	7474C-22**	3,8 kg / 8,4 lb	10 / 145	15 / 220	-	32	144	101	110	-	-	-
80	3	119	NPT (ANSI B2.1)*	Stainless Steel	7474X-44**	4,0 kg / 8,8 lb	25 / 365	37,5 / 545	-	32	144	101	110	-	-	-

TODO-MATIC Tank units - coupling Ø 119

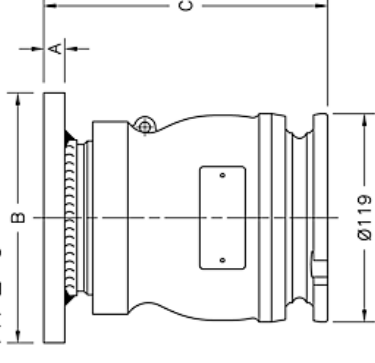
TYPE 1



TYPE 2



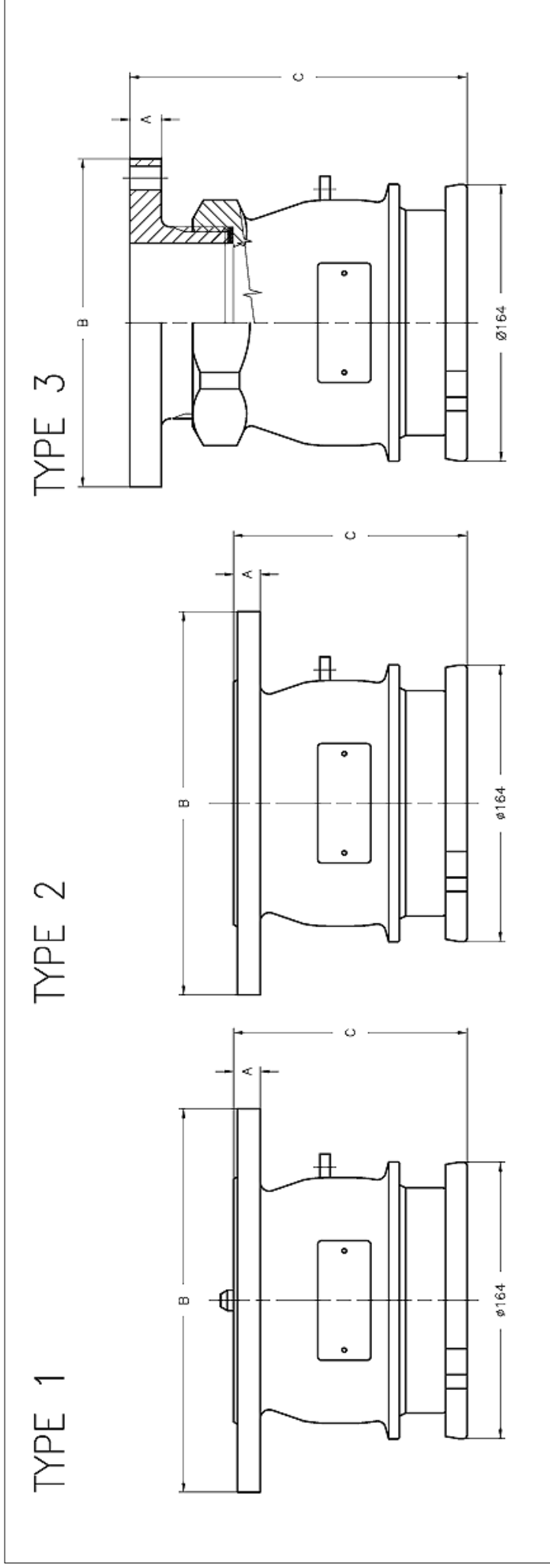
TYPE 3



Max coupling pressure: 7 bar / 102 psi. *Drilled according to Standard only
**Sealing material, see page 4

DN	NPS	D Ø mm	B (connection)	Material	Code No.	Weight	WP Bar/Psi	TP Bar/Psi	Type	A	C	D	E	F	G	H
80	3	119	Undrilled Ø220	Aluminium	5500C-11**	1,8 kg / 4,0 lb	10 / 145	15 / 220	1	14	112	-	-	-	-	-
80	3	119	Undrilled Ø220	Brass	5500C-22**	5,6 kg / 12,3 lb	10 / 145	15 / 220	1	14	112	-	-	-	-	-
80	3	119	Undrilled Ø220	Stainless Steel	5500D-44**	7,4 kg / 16,3 lb	25 / 365	37,5 / 545	1	16	115	-	-	-	-	-
80	3	119	ANSI B16.5 3" Class 150	Aluminium	5505C-11**	1,8 kg / 4,0 lb	10 / 145	15 / 220	1	14	112	-	-	-	-	-
80	3	119	ANSI B16.5 3" Class 150	Brass	5505C-22**	5,6 kg / 12,3 lb	10 / 145	15 / 220	1	14	112	-	-	-	-	-
80	3	119	ANSI B16.5 3" Class 150	Stainless Steel	5505D-44**	7,4 kg / 16,3 lb	16 / 232	37,5 / 545	2	16	115	-	-	-	-	-
80	3	119	EN 1092-4* PN 10/16	Aluminium	5544C-11**	1,7 kg / 3,7 lb	10 / 145	15 / 220	1	14	112	-	-	-	-	-
80	3	119	EN 1092-3* PN 10/16 Type B	Brass	5544C-22**	5,0 kg / 11,0 lb	10 / 145	15 / 220	1	14	112	-	-	-	-	-
80	3	119	EN 1092-1 PN 10/16 Type B	Stainless Steel	5544D-44**	6,0 kg / 13,2 lb	16 / 232	37,5 / 545	2	16	115	-	-	-	-	-
80	3	119	TW1 (DIN 28459)	Aluminium	5592C-11**	1,5 kg / 3,3 lb	10 / 145	15 / 220	1	14	112	-	-	-	-	-
80	3	119	TW1 (DIN 28459)	Brass	5592C-22**	4,2 kg / 9,3 lb	10 / 145	15 / 220	1	14	112	-	-	-	-	-
80	3	119	TW1 (DIN 28459)	Stainless Steel	5592D-44**	6,7 kg / 14,8 lb	10 / 145	37,5 / 545	1	16	115	-	-	-	-	-
100	4	119	EN 1092-1 PN 10/16 Type B	Stainless Steel	6855D-44**	7,0 kg / 15,4 lb	16 / 232	37,5 / 545	2	16	115	-	-	-	-	-
80	3	119	ANSI B16.5 3" Class 300	Stainless Steel	7505D-44**	7,2 kg / 15,9 lb	25 / 365	37,5 / 545	2	29	115	-	-	-	-	-
80	3	119	EN 1092-1 PN 25/40 Type F	Stainless Steel	5498D-44**	7,1 kg / 15,7 lb	25 / 365	37,5 / 545	2	29	115	-	-	-	-	-
80	3	119	EN 1092-1 PN 25/40 Type B	Stainless Steel	5503D-44**	8,4 kg / 18,5 lb	25 / 365	37,5 / 545	2	29	115	-	-	-	-	-
80	3	119	EN 1092-1 PN 25/40 Type E	Stainless Steel	5501D-44**	8,0 kg / 17,6 lb	25 / 365	37,5 / 545	2	29	115	-	-	-	-	-
100	4	119	TW3 (DIN 28459)	Aluminium	5546C-11**	1,7 kg / 3,7 lb	10 / 145	15 / 220	1	14	112	-	-	-	-	-
100	4	119	TW3 (DIN 28459)	Brass	5546C-22**	4,4 kg / 9,7 lb	10 / 145	15 / 220	1	14	112	-	-	-	-	-
100	4	119	TW3 (DIN 28459)	Stainless Steel	5546D-44**	6,5 kg / 14,3 lb	10 / 145	37,5 / 545	1	16	115	-	-	-	-	-
100	4	119	T.T.M.A (RP No. 28)	Aluminium	5820C-11**	1,7 kg / 3,7 lb	10 / 145	15 / 220	1	14	112	-	-	-	-	-
100	4	119	T.T.M.A (RP No. 28)	Brass	5820C-22**	4,4 kg / 9,7 lb	10 / 145	15 / 220	1	14	112	-	-	-	-	-
100	4	119	T.T.M.A (RP No. 28)	Stainless Steel	5820D-44**	3,9 kg / 8,6 lb	10 / 145	37,5 / 545	1	16	115	-	-	-	-	-
80	3	119	T.T.M.A (RP No. 28)	Aluminium	5819C-11**	1,5 kg / 3,3 lb	10 / 145	15 / 220	3	12	162	-	-	-	-	-

TODO-MATIC Tank units - coupling Ø 164



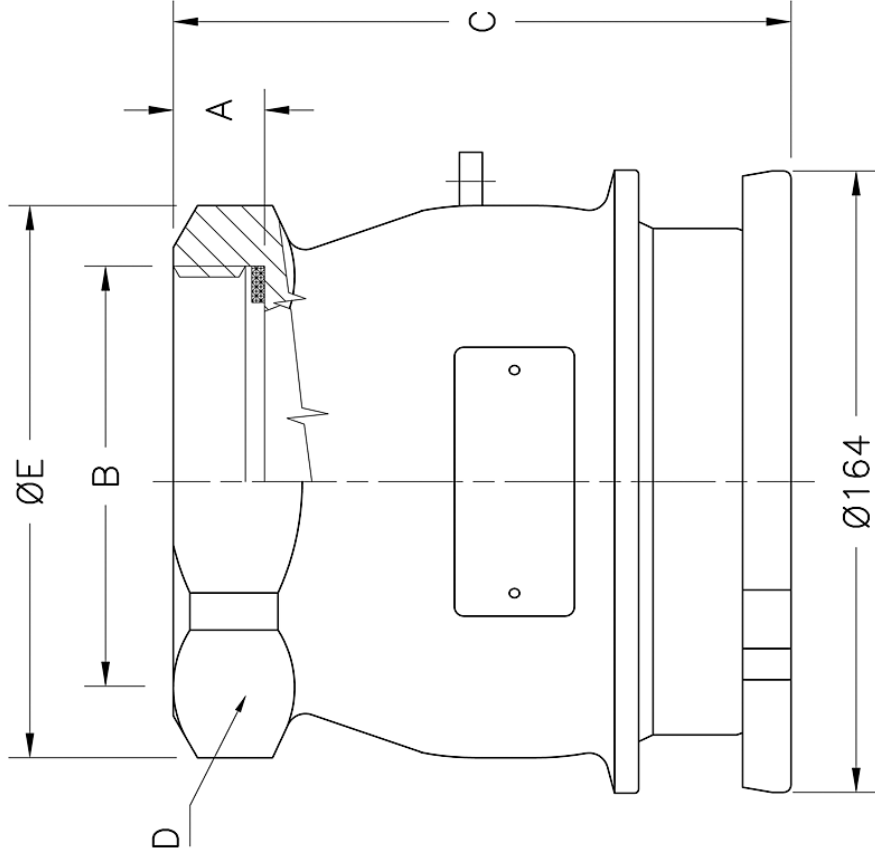
Max coupling pressure: 7 bar / 102 psi. *Drilled according to Standard only

** Sealing material, see page 4

DN	NPS	D.Ø mm	B (connection)	Material	Code No.	Weight	WP Bar/Psi	TP Bar/Psi	Type	A	C	D	E	F	G	H
100	4	164	ANSI B16.5 4" Class 150	Aluminium	5600-11**	4,5 kg / 9,9 lb	10 / 145	15 / 220	1	20	138	-	-	-	-	-
100	4	164	ANSI B16.5 4" Class 150	Brass	5600-22**	10,9 kg / 24,0 lb	10 / 145	15 / 220	1	20	138	-	-	-	-	-
100	4	164	ANSI B16.5 4" Class 150	Stainless Steel	5800D-44**	12,0 kg / 26,5 lb	16 / 232	37,5 / 545	2	25	148	-	-	-	-	-
100	4	164	EN 1092-4* PN 10/16 Type B	Aluminium	5695-11**	4,3 kg / 9,5 lb	10 / 145	15 / 220	1	20	138	-	-	-	-	-
100	4	164	EN 1092-3* PN 10/16 Type B	Brass	5695-22**	10,7 kg / 23,6 lb	10 / 145	15 / 220	1	20	138	-	-	-	-	-
100	4	164	EN 1092-1 PN 10/16 Type B	Stainless Steel	6600D-44**	11,7 kg / 25,8 lb	16 / 232	37,5 / 545	2	25	148	-	-	-	-	-
100	4	164	TW3 (DIN 28459)	Aluminium	5696-11**	4,3 kg / 9,5 lb	10 / 145	15 / 220	3	15	192	-	-	-	-	-
100	4	164	TW3 (DIN 28459)	Brass	5696-22**	10,0 kg / 22,0 lb	10 / 145	15 / 220	3	15	192	-	-	-	-	-
100	4	164	Undrilled Ø230	Aluminium	5700-11**	4,6 kg / 10,1 lb	10 / 145	15 / 220	1	20	138	-	-	-	-	-
100	4	164	Undrilled Ø230	Brass	5700-22**	11,9 kg / 26,2 lb	10 / 145	15 / 220	1	20	138	-	-	-	-	-
100	4	164	Undrilled Ø230	Stainless Steel	6300D-44**	12,8 kg / 28,2 lb	25 / 365	37,5 / 545	2	25	148	-	-	-	-	-
100	4	164	T.T.M.A (RP No. 28)	Stainless Steel	5674D-44**	10,8 kg / 23,8 lb	10 / 145	37,5 / 545	2	25	140	-	-	-	-	-
100	4	164	T.T.M.A (RP No. 28)	Aluminium	7147-11**	4,3 kg / 9,5 lb	10 / 145	15 / 220	3	15	192	-	-	-	-	-

All rights to change without notice is reserved.

TODO-MATIC Tank units - coupling Ø 164



Max coupling pressure: 7 bar / 102 psi.

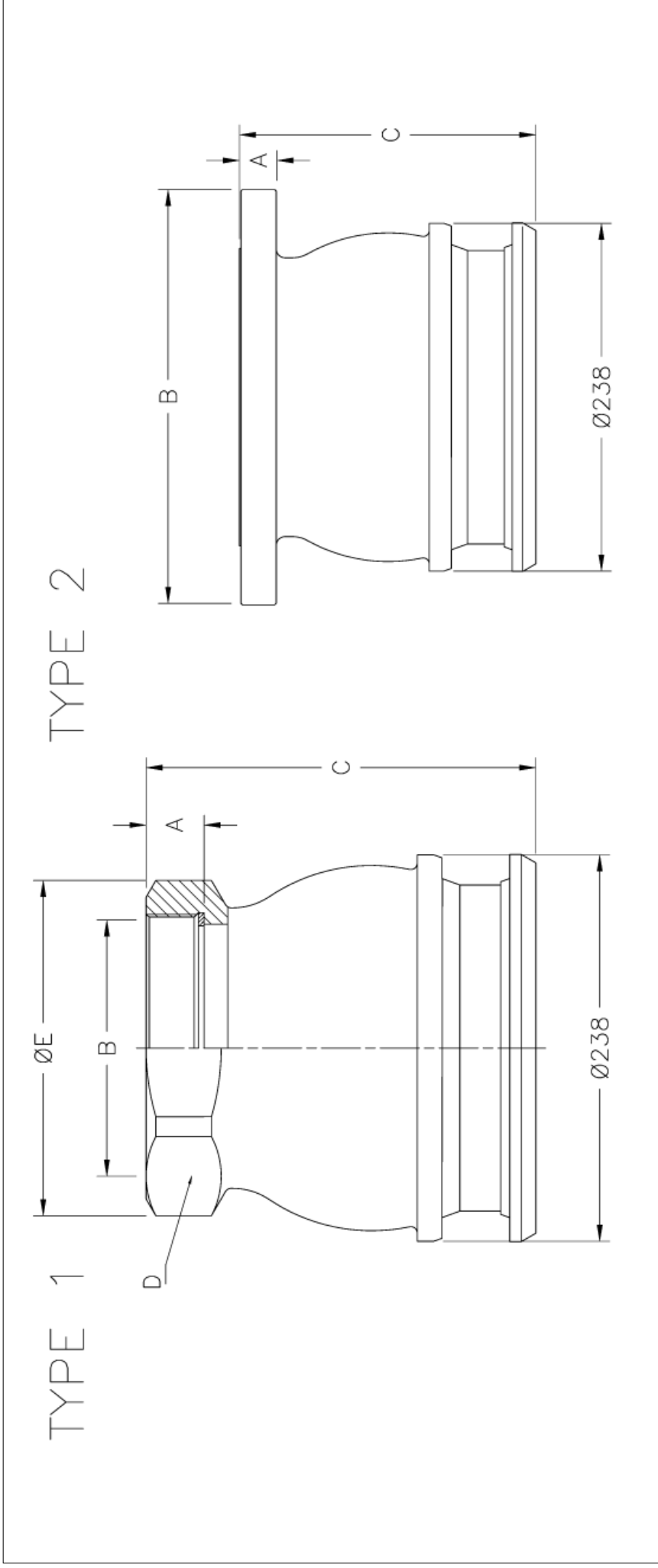
* NPT thread is a tapered pipe thread, tightening on the tread. Therefore there is no flat seal.

** Sealing material, see page 4

*** A = Changeable coupling flange. B = Unchangeable coupling flange.

DN	NPS	D.Ø mm	B (connection)	Material	Code No.	Weight	WP Bar/Psi	TP Bar/Psi	Type	A	C	D	E	F	G	H
100	4	164	BSP (ISO 228-G 4)	Aluminium	5631-11**	3,3 kg / 7,3 lb	10 / 145	15 / 220	A ***	24	162	130	162	-	-	-
100	4	164	BSP (ISO 228-G 4)	Brass	5631-22**	7,4 kg / 16,3 lb	10 / 145	15 / 220	A ***	24	162	130	162	-	-	-
100	4	164	BSP (ISO 228-G 4)	Stainless Steel	5830A-44**	6,9 kg / 15,2 lb	25 / 365	37,5 / 545	B ***	24	164	130	164	-	-	-
100	4	164	NPT (ANSI B2.1) *	Aluminium	7476-11**	3,3 kg / 7,3 lb	10 / 145	15 / 220	A ***	34	172	130	172	-	-	-
100	4	164	NPT (ANSI B2.1) *	Brass	7476-22**	7,4 kg / 16,3 lb	10 / 145	15 / 220	A ***	34	172	130	172	-	-	-
100	4	164	NPT (ANSI B2.1) *	Stainless Steel	7480A-44**	7,3 kg / 16,1 lb	25 / 365	37,5 / 545	B ***	34	172	130	173	-	-	-

TODO-MATIC Tank units - coupling Ø 238



Max coupling pressure: 7 bar / 102 psi.

***Drilled according to Standard only

* NPT thread is a tapered pipe thread, tightening on the tread. Therefore there is no flat seal.

** Sealing material, see page 4

DN	NPS	D.Ø mm	B (connection)	Material	Code No.	Weight	WP Bar/Psi	TP Bar/Psi	Type	A	C	D	E	F	G	H
150	6	238	6" BSP (ISO 228-G 6)	Aluminium	7210-11**	11,5 kg / 25,4 lb	10 / 145	15 / 220	1	35	239	190	200	-	-	-
150	6	238	6" BSP (ISO 228-G 6)	Brass	7210-22**	25,0 kg / 55,1 lb	10 / 145	15 / 220	1	35	239	190	200	-	-	-
150	6	238	6" NPT (ANSI B2.1) *	Aluminium	7211-11**	10,7 kg / 23,6 lb	10 / 145	15 / 220	1	40	239	190	200	-	-	-
150	6	238	6" NPT (ANSI B2.1) *	Brass	7211-22**	25,0 kg / 55,1 lb	10 / 145	15 / 220	1	40	239	190	200	-	-	-
150	6	238	EN 1092-4*** PN 10/16 Type B	Aluminium	7212-11**	13,0 kg / 28,7 lb	10 / 145	15 / 220	2	24	200	-	-	-	-	-
150	6	238	EN 1092-3*** PN 10/16 Type B	Brass	7212-22**	28,0 kg / 61,7 lb	10 / 145	15 / 220	2	24	200	-	-	-	-	-
150	6	238	EN 1092-1 PN 10/16 Type B	Stainless Steel	7212A-44**	26,0 kg / 57,3 lb	16 / 232	24 / 350	2	24	200	-	-	-	-	-
150	6	238	ANSI B16.5 6" Class 150	Aluminium	7212-11**	13,0 kg / 28,7 lb	10 / 145	15 / 220	2	24	200	-	-	-	-	-
150	6	238	ANSI B16.5 6" Class 150	Brass	7212-22**	28,0 kg / 61,7 lb	10 / 145	15 / 220	2	24	200	-	-	-	-	-
150	6	238	ANSI B16.5 6" Class 150	Stainless Steel	7212A-44**	26,0 kg / 57,3 lb	16 / 232	24 / 350	2	24	200	-	-	-	-	-

TODO®

A Gardner Denver Product

TODO AB

Box 33, Industrigatan 2-4 ·
S-545 21 Töreboda · Sweden
Phone +46 506 19940 · Fax : +46 506 19944

EMCO WHEATON Corp.

2480 Bristol Circle · Oakville, Ontario L6H 5S1 · Canada
Phone +1 905 8298619 · Fax +1 905 8298620

EMCO WHEATON GmbH

Emcostraße 2-4 · 35274 Kirchhain · Germany
Phone +49 6422 84-0 · Fax +49 6422 5100

EMCO WHEATON UK Ltd

Channel Road · Westwood Industrial Estate
Margate, Kent CT9 4JR · UK
Phone +44 1843 221521 · Fax +44 1843 295444

EMCO WHEATON USA, INC.

9111 Jackrabbit Road · Houston, Texas 77095 · USA
Phone +1 281 856-1300 · Fax +1 281 856-1325

Emco Wheaton Asia Pacific

21-5F IOI Business Park, Bandar Puchong Jaya,
47100 Puchong Selangor · Malaysia
Phone +603 8075-7500/7900 · Fax +603 8075-4100

Emco Wheaton GmbH Branch Office CEE

Blue Danube Park, Objekt 60 · 2100 Korneuburg · Austria
Phone +43 2262 64281-0 · Fax +43 2262 64281-20

Emco Wheaton GmbH Branch Office Russia

Presnenskaya emb. 10 ·
Block C – Embankment Tower – of. 526 ·
123317 Moscow · Russia
Phone +7 495 9677612 · Fax: +7 495 9677600

Emco Wheaton N.East Asia Regional Office

Gardner Denver Machinery (Shanghai) Co. Ltd ·
No. 200 Xin Tuan Road, Qingpu Industrial Zone ·
Shanghai 201707 · P. R. China
Phone +86 21 5970 3703 · Fax +86 21 5970 1116

Gardner Denver Belgium N.V.

Luithagen 7A-Haven 200 · Antwerpen · Belgium 2030
Phone +32 3541-5040 · Fax +32 3541-6509

Gardner Denver Deutschland GmbH

Niederlassung Senden · Am Dorn 14, 48308 Senden ·
Germany
Phone +49 253634840 · Fax +49 25363484010

Gardner Denver France SA

Immeuble Le Miroir ·15-17 Boulevard du Gal de Gaulle
92120 Montrouge · France
Phone +33 146 1241-41 · Fax +33 146 1241-59

Gardner Denver Iberica SL

C/Primavera No. 20, pol. ind. Las Monjas ·
28850 Torrejon de Ardoz, Madrid ·Spain
Phone +34 91-656-00-56 · Fax +34 91-677-04-96

Gardner Denver International Ltd

PO Box 30804 · Diraz, Manama · Bahrain
Phone +973 178 13187 · Fax +973 178 13186

Gardner Denver Industries Australia Pty Ltd.

30 Bearing Rd Seven Hills, NSW · Australia, 2147
Phone +612 9620 7000 · Fax+612 9620 7955

Gardner Denver Ltd

PO Box 468, Cross Lane · Tong, Bradford, West Yorkshire
BD4 0SU · UK
Phone +44 (0)1274 683131 · Fax +44 (0)1274 651006

Gardner Denver Nederland BV

Barwoutswaarder 3 · NL-3449 HE Woerden · The Netherlands
Phone +31 348-410150 · Fax +31 348-418079

www.todo.se
www.emcowheaton.com

assist@todo.se
assist@emcowheaton.com